
Moses Taylor Foundation 2021 Grantee Perception Report

Generated on September 2, 2022



THE CENTER FOR
EFFECTIVE PHILANTHROPY

675 Massachusetts Avenue
7th Floor
Cambridge, MA 02139
617-492-0800

131 Steuart Street
Suite 501
San Francisco, CA 94105
415-391-3070

cep.org

The online version of this report can be accessed at cep.surveymethods.org

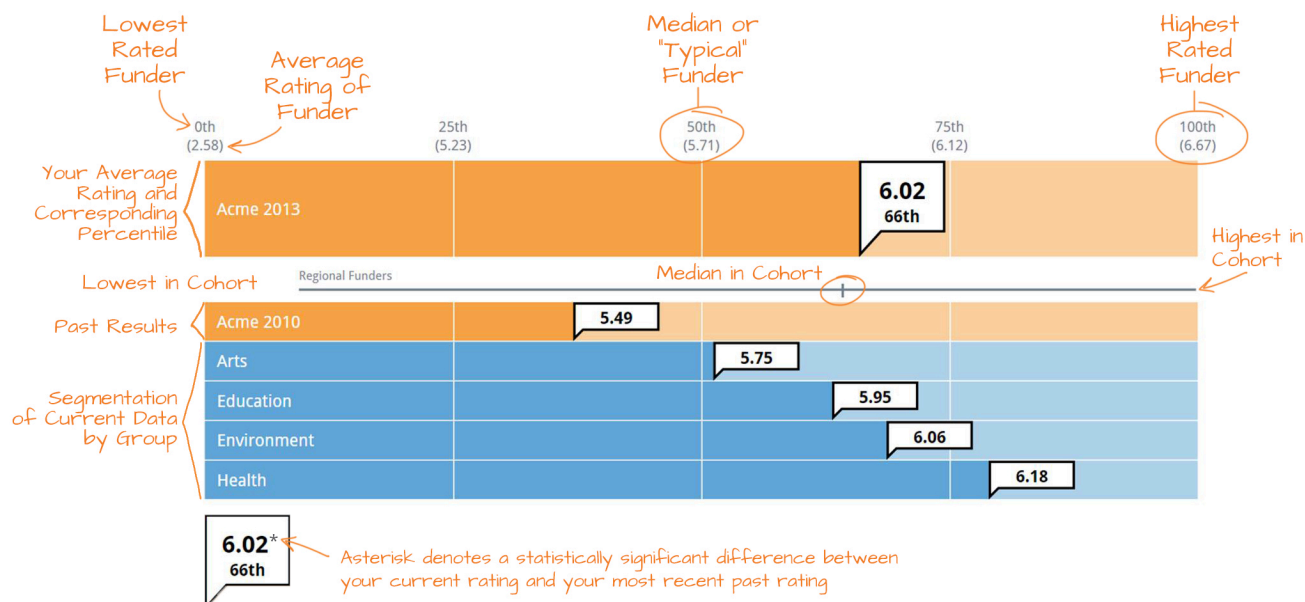
Key Ratings Summary	1
Survey Population	3
Subgroup Methodology and Differences	4
Comparative Cohorts	5
Grantmaking Characteristics	7
Impact on and Understanding of Grantees' Fields.....	9
Advancing Knowledge and Public Policy.....	10
Impact on and Understanding of Grantees' Local Communities	11
Impact on and Understanding of Grantees' Organizations.....	12
Grantee Challenges.....	13
Funder-Grantee Relationships.....	14
Interaction Patterns	16
Communication.....	17
Openness.....	18
Top Predictors of Relationships	19
Funder Response to Current Challenges	20
Beneficiaries and Contextual Understanding	21
Diversity, Equity, Inclusion and Grantee Demographics.....	22
Primary Beneficiary of Grant.....	23
Respondent Demographics	25
Organization ED/CEO Demographics	30
Grant Processes	33
Selection Process	34
Time Between Submission and Clear Commitment	35
Reporting and Evaluation Process	36
Reporting Process	37
Evaluation Process.....	39

Dollar Return and Time Spent on Processes.....	40
Time Spent on Selection Process	41
Time Spent on Reporting and Evaluation Process	43
Non-Monetary Assistance	45
Customized Questions	47
Grantees' Open-Ended Comments	49
Quality of Processes, Interactions and Communications	50
Grantees' Suggestions	51
Selected Comments	52
Contextual Data	53
Grantee Characteristics	57
Funder Characteristics	60
Additional Survey Information	61
About CEP and Contact Information.....	63

Key Ratings Summary

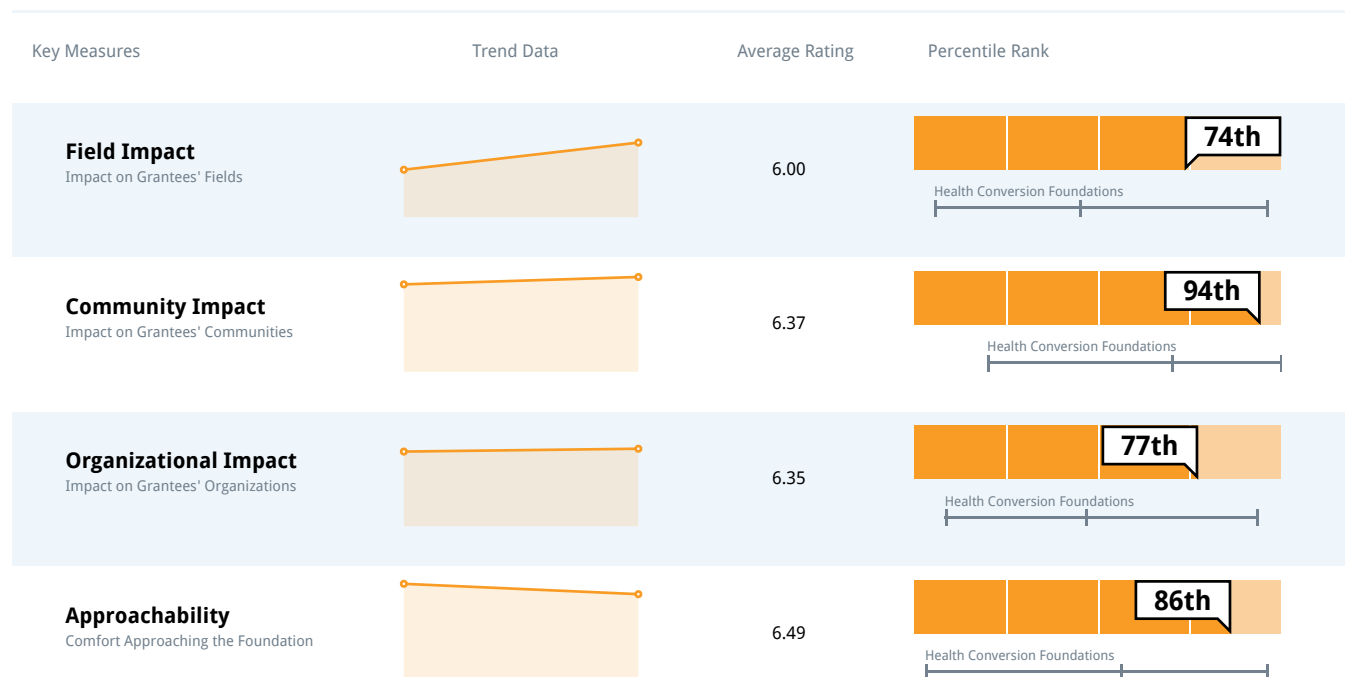
Interpreting Your Charts

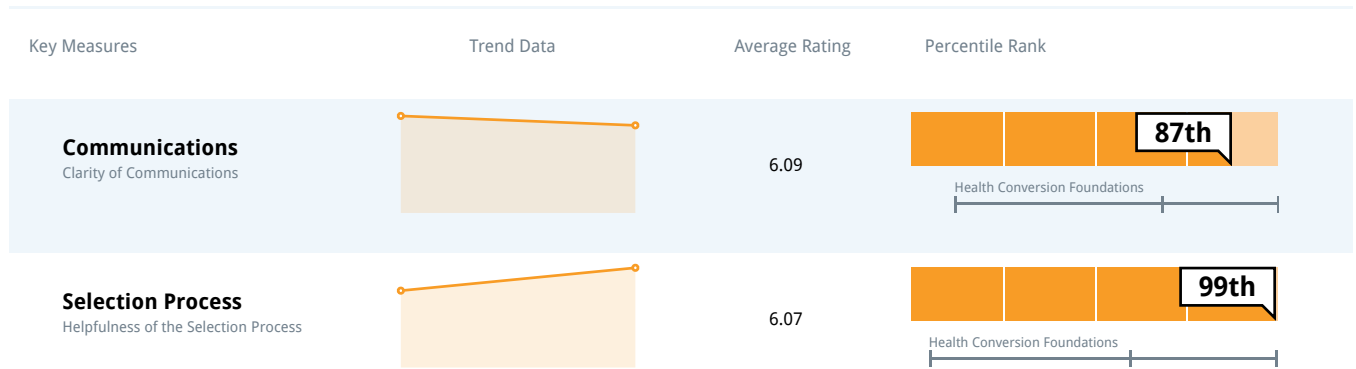
Many of the charts in this report are shown in this format. See below for an explanation of the chart elements.



Missing data: Selected grantee ratings are not displayed in this report due to changes in the survey instrument, or when a question received fewer than ten responses.

The following chart highlights a selection of your key results. Each of these data points corresponds to an individual survey measure that is displayed with additional detail in the subsequent pages of this report.





Survey Population

Survey	Survey Fielded	Survey Population	Number of Responses Received	Survey Response Rate
Moses Taylor 2021	September and October 2021	83	55	66%
Moses Taylor 2017	September and October 2017	73	60	82%

Survey Year	Year of Active Grants
Moses Taylor Foundation 2021	October 2017 to July 2021
Moses Taylor Foundation 2017	2014 - 2017

Throughout this report, Moses Taylor Foundation's survey results are compared to CEP's broader dataset of more than 40,000 grantees built up over more than a decade of grantee surveys of more than 350 funders. The full list of participating funders can be found at <https://cep.org/gpr-participants/>.

In order to protect the confidentiality of respondents results are not shown when CEP received fewer than ten responses to a specific question.

Subgroups

In addition to showing Moses Taylor's overall ratings, this report shows ratings segmented by Receipt of COVID-19 Funding. The online version of this report also shows ratings segmented by respondent gender identity.

Receipt of COVID-19 Funding	Number of Responses
Received emergency funding	20
Did not receive emergency funding	32

Respondent Gender	Number of Responses
Identifies as a Man	13
Identifies as a Woman	36

Subgroup Methodology and Differences

The following page summarizes the methodology behind each subgroup displayed in the report, as well as any differences in grantee perceptions. Differences should be interpreted in light of the Foundation's goals and strategy.

Per CEP's standard methodology, groups of fewer than 10 respondents are not displayed and excluded from statistical analysis. Where possible, CEP does run trend analysis among groups to understand if ratings differ from the overall rating by more than 0.3 across survey measures.

Subgroup Methodology

Receipt of COVID-19 Funding: Data for this subgroup was taken grantees' response to the custom survey question, "Did you receive COVID-19 emergency funding from the Foundation?"

Respondent Gender Identity: Data for this subgroup was taken from grantees' response to the survey question, "Please select the option that represents how you describe yourself:".

Survey respondents are asked to share their gender identities in a check-all-that-apply question. Each chart has the option of showing the average ratings of respondents who selected only "man," only "woman," multiple gender identities, "non-binary," "gender non-conforming," "prefer to self-identify", and "prefer not to say" – as long as that response option had at least 5 respondents.

Subgroup Differences

Receipt of COVID-19 Funding: Grantees who received COVID-19 emergency funding rate significantly higher than those who did not for the Foundation's commitment to and communications about diversity, equity, and inclusion. Otherwise, there were no differences in ratings when segmented by receipt of COVID-19 funding.

Respondent Gender Identity: There were no consistent differences in ratings when segmented by respondent gender identity.

Comparative Cohorts

Customized Cohort

Moses Taylor selected a set of 13 funders to create a smaller comparison group that more closely resembles Moses Taylor in organization type and size.

Custom Cohort

Archstone Foundation
John Rex Endowment
Maine Health Access Foundation
MetroWest Health Foundation
Michigan Health Endowment Fund
Moses Taylor Foundation
Mt. Sinai Health Care Foundation
Quantum Foundation
REACH Healthcare Foundation
The Cameron Foundation
The Healing Trust
Williamsburg Health Foundation
Wiregrass Foundation

Standard Cohorts

CEP also included 18 standard cohorts to allow for comparisons to a variety of different types of funders.

Strategy Cohorts

Cohort Name	Count	Description
Small Grant Providers	40	Funders with median grant size of \$20K or less
Large Grant Providers	90	Funders with median grant size of \$200K or more
High Touch Funders	36	Funders for which a majority of grantees report having contact with their primary contact monthly or more often
Intensive Non-Monetary Assistance Providers	42	Funders that provide at least 30% of grantees with comprehensive or field-focused assistance as defined by CEP
Proactive Grantmakers	82	Funders that make at least 90% of grants by invitation only
Responsive Grantmakers	100	Funders that make at most 10% of grants by invitation only
International Funders	55	Funders that fund outside of their own country
European Funders	25	Funders that are headquartered in Europe

Annual Giving Cohorts

Cohort Name	Count	Description
Funders Giving Less Than \$5 Million	58	Funders with annual giving of less than \$5 million
Funders Giving \$50 Million or More	70	Funders with annual giving of \$50 million or more

Foundation Type Cohorts

Cohort Name	Count	Description
-------------	-------	-------------

Private Foundations	158	All private foundations in the GPR dataset
Family Foundations	76	All family foundations in the GPR dataset
Community Foundations	34	All community foundations in the GPR dataset
Health Conversion Foundations	29	All health conversation foundations in the GPR dataset
Corporate Foundations	20	All corporate foundations in the GPR dataset

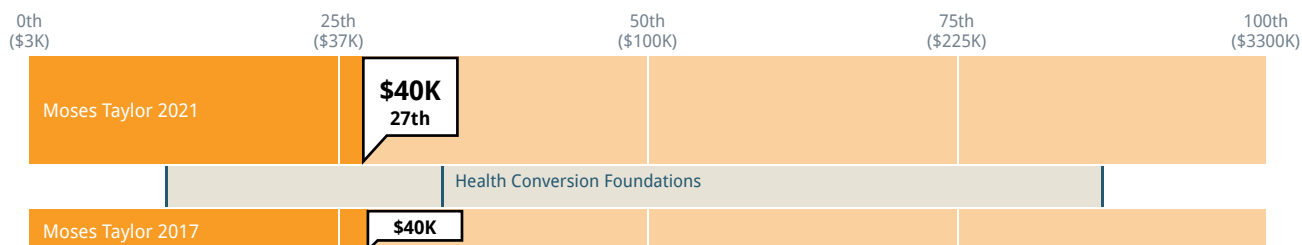
Other Cohorts

Cohort Name	Count	Description
Funders Outside the United States	39	Funders that are primarily based outside the United States
Recently Established Foundations	78	Funders that were established in 2000 or later
Funders Surveyed During COVID-19	96	Funders who surveyed grantees during COVID-19 (GPR only)

Grantmaking Characteristics

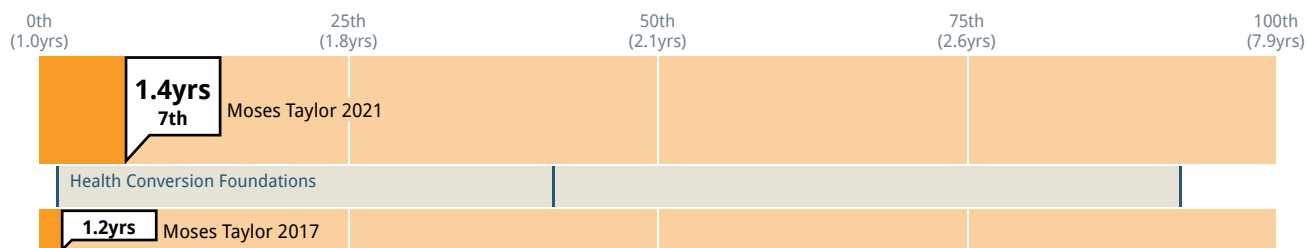
Foundations make different choices about the ways they organize themselves, structure their grants, and the types of grantees they support. The following charts and tables show some of these important characteristics. The information is based on self-reported data from funders and grantees, and further detail is available in the Contextual Data section of this report.

Median Grant Size



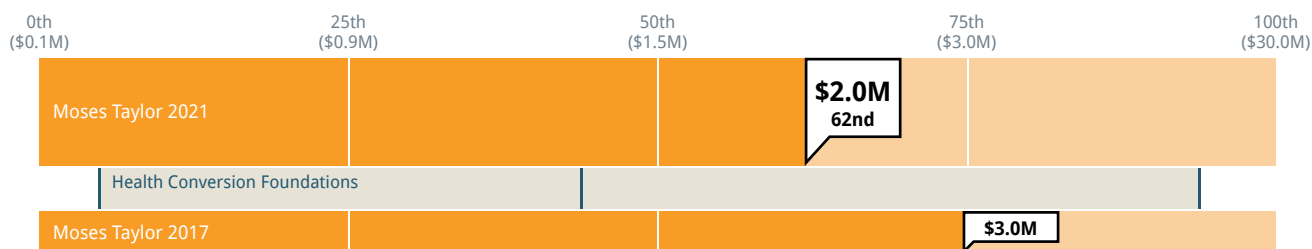
Cohort: Health Conversion Foundations Past results: on Subgroup: None

Average Grant Length



Cohort: Health Conversion Foundations Past results: on Subgroup: None

Median Organizational Budget



Cohort: Health Conversion Foundations Past results: on Subgroup: None

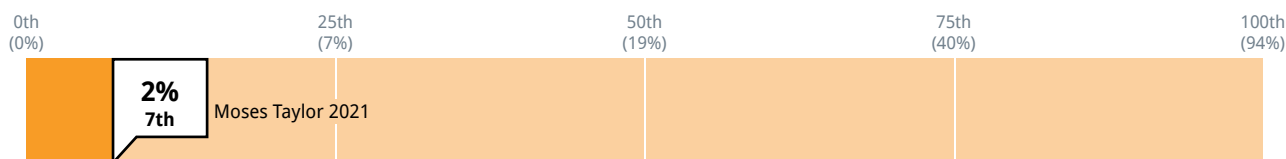
Selected Cohort: Health Conversion Foundations

Grant History	Moses Taylor 2021	Moses Taylor 2017	Average Funder	Health Conversion Foundations
Percentage of first-time grants	32%	71%	29%	29%

Selected Cohort: Health Conversion Foundations				
Program Staff Load	Moses Taylor 2021	Moses Taylor 2017	Median Funder	Health Conversion Foundations
Dollars awarded per program full-time employee	\$1.6M	\$2.8M	\$2.7M	\$1.5M
Applications per program full-time employee	35	92	26	27
Active grants per program full-time employee	35	53	30	28

Proportion of Unrestricted Funding

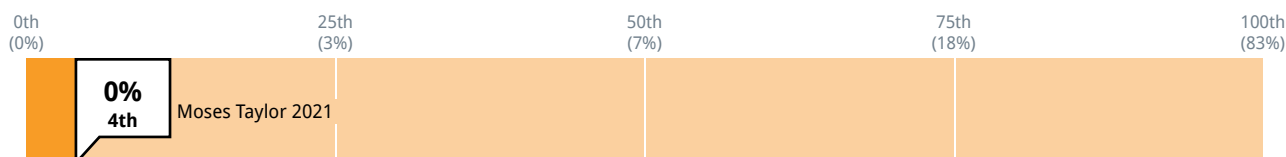
Proportion of grantees responding 'No, this funding was not restricted to a specific use (i.e. general operating, core support)'



Cohort: None Past results: on Subgroup: None

Proportion of grantees receiving multi-year unrestricted grants

Proportion of grantees responding 'No, this funding was not restricted to a specific use (i.e. general operating, core support)' and report receiving grants for two years or longer

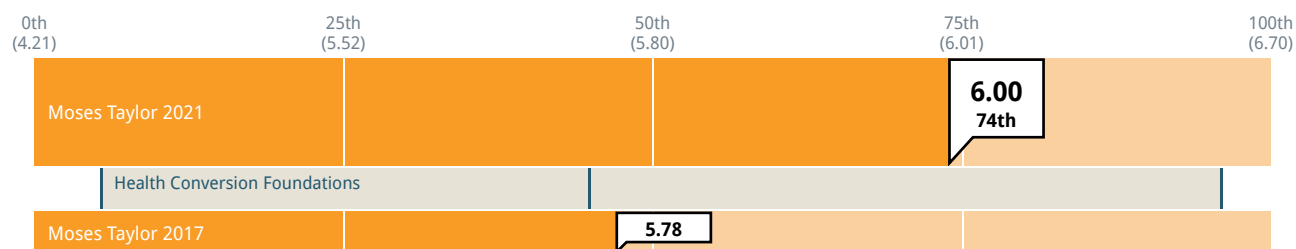


Cohort: None Past results: on Subgroup: None

Impact on and Understanding of Grantees' Fields

Overall, how would you rate the Foundation's impact on your field?

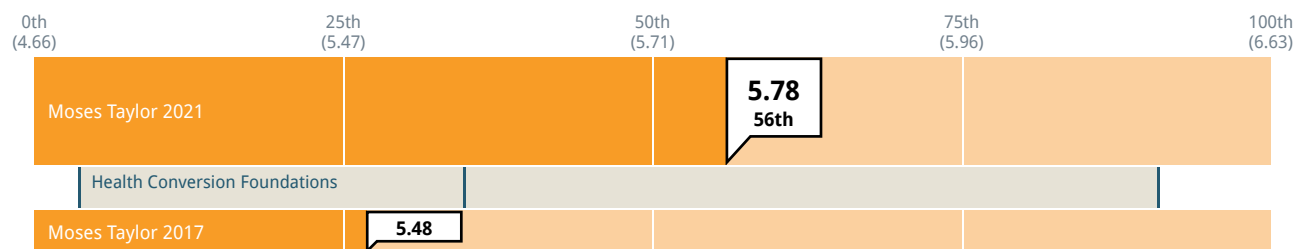
1 = No impact 7 = Significant positive impact



Cohort: Health Conversion Foundations Past results: on Subgroup: None

How well does the Foundation understand the field in which you work?

1 = Limited understanding of the field 7 = Regarded as an expert in the field

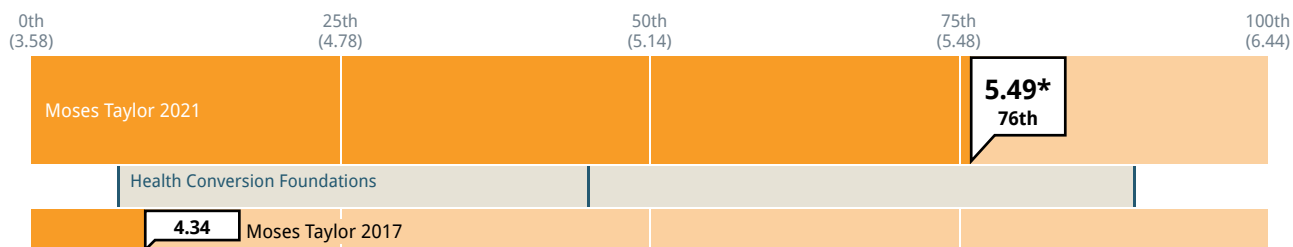


Cohort: Health Conversion Foundations Past results: on Subgroup: None

Advancing Knowledge and Public Policy

To what extent has the Foundation advanced the state of knowledge in your field?

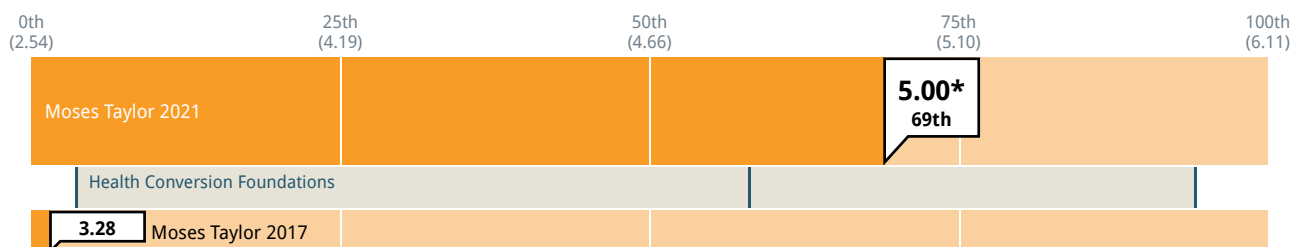
1 = Not at all 7 = Leads the field to new thinking and practice



Cohort: Health Conversion Foundations Past results: on Subgroup: None

To what extent has the Foundation affected public policy in your field?

1 = Not at all 7 = Major influence on shaping public policy

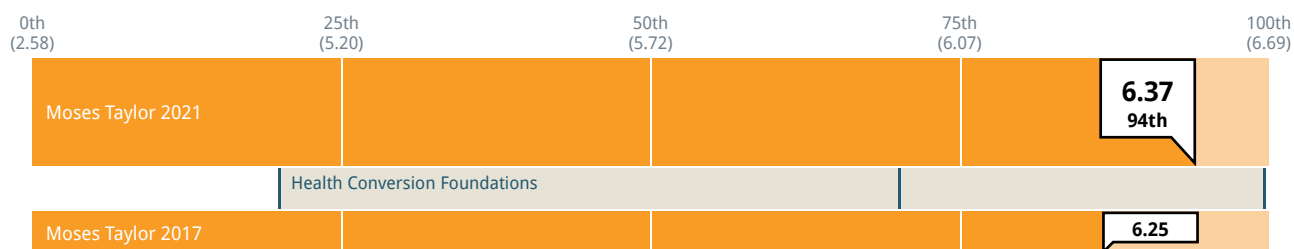


Cohort: Health Conversion Foundations Past results: on Subgroup: None

Impact on and Understanding of Grantees' Local Communities

Overall, how would you rate the Foundation's impact on your local community?

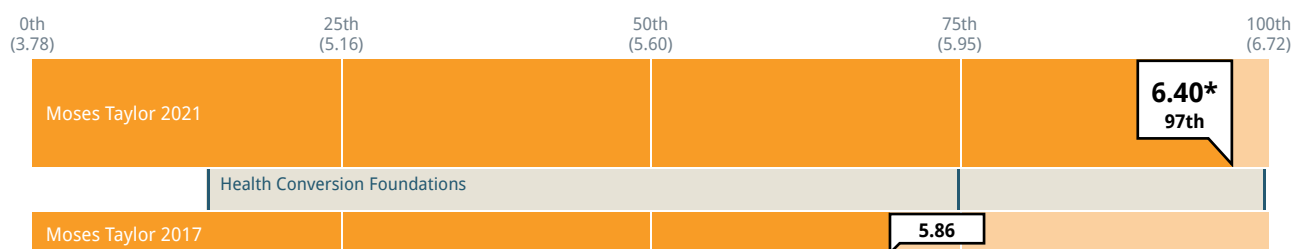
1 = No impact 7 = Significant positive impact



Cohort: Health Conversion Foundations Past results: on Subgroup: None

How well does the Foundation understand the local community in which you work?

1 = Limited understanding of the community 7 = Regarded as an expert on the community

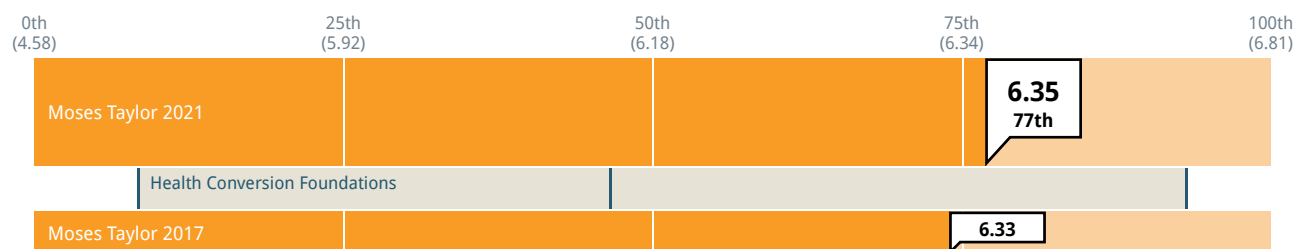


Cohort: Health Conversion Foundations Past results: on Subgroup: None

Impact on and Understanding of Grantees' Organizations

Overall, how would you rate the Foundation's impact on your organization?

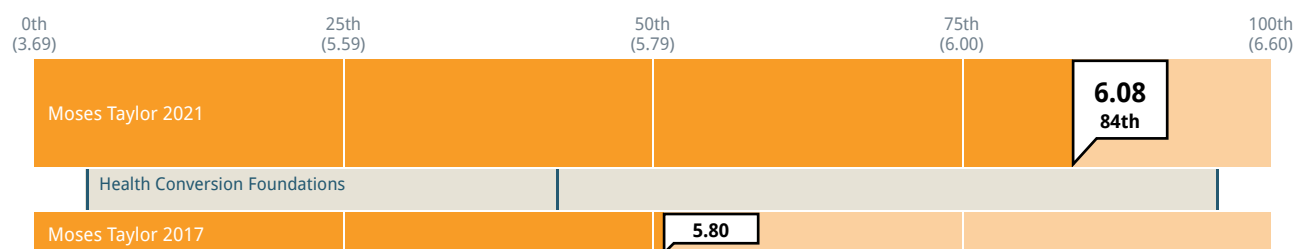
1 = No impact 7 = Significant positive impact



Cohort: Health Conversion Foundations Past results: on Subgroup: None

How well does the Foundation understand your organization's strategy and goals?

1 = Limited understanding 7 = Thorough understanding

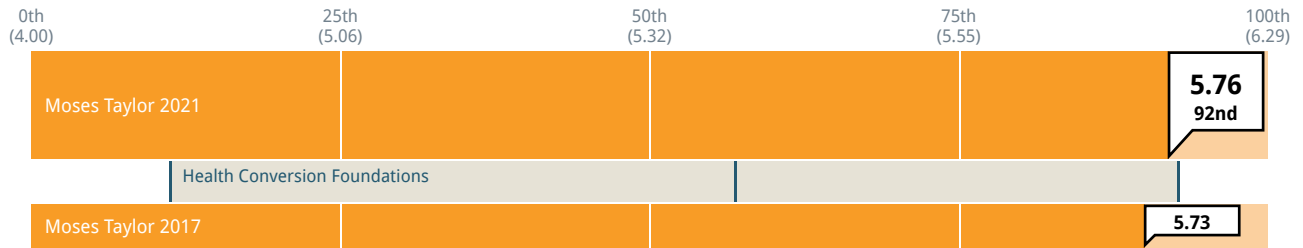


Cohort: Health Conversion Foundations Past results: on Subgroup: None

Grantee Challenges

How aware is the Foundation of the challenges that your organization is facing?

1 = Not at all aware 7 = Extremely aware

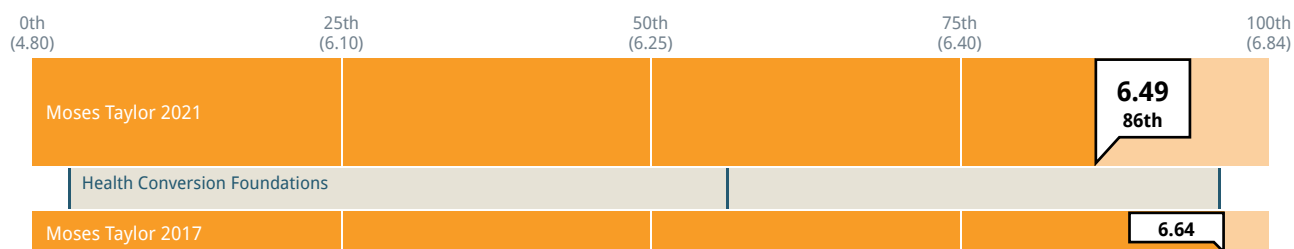


Cohort: Health Conversion Foundations Past results: on Subgroup: None

Funder-Grantee Relationships

How comfortable do you feel approaching the Foundation if a problem arises?

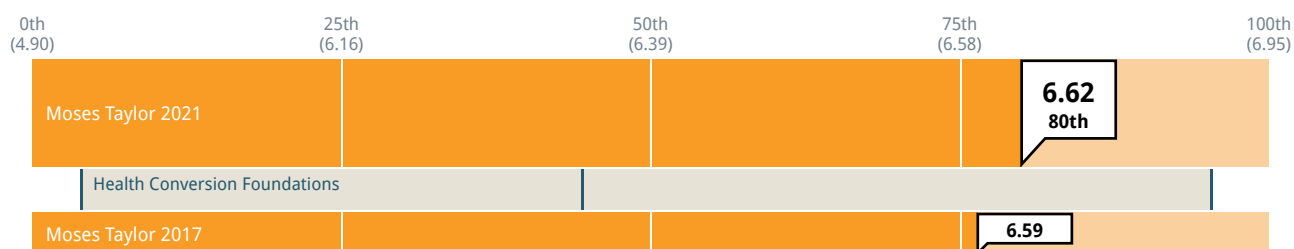
1 = Not at all comfortable 7 = Extremely comfortable



Cohort: Health Conversion Foundations Past results: on Subgroup: None

Overall, how responsive was Foundation staff?

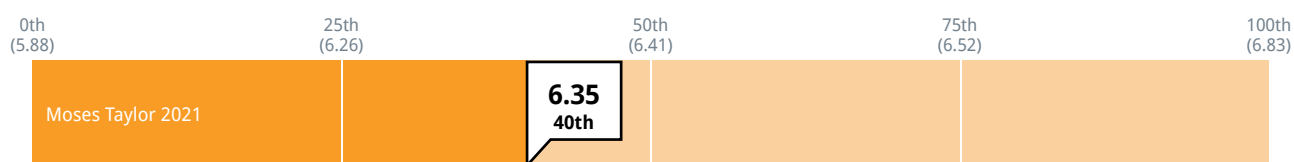
1 = Not at all responsive 7 = Extremely responsive



Cohort: Health Conversion Foundations Past results: on Subgroup: None

To what extent did the Foundation exhibit trust in your organization's staff during this grant?

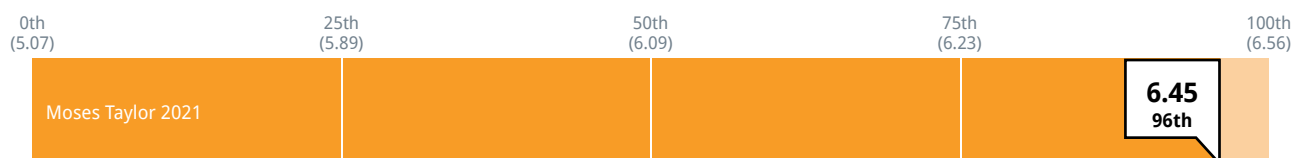
1 = Not at all 4 = Somewhat 7 = To a great extent



Cohort: None Past results: on Subgroup: None

To what extent did the Foundation exhibit candor about the Foundation's perspectives on your work during this grant?

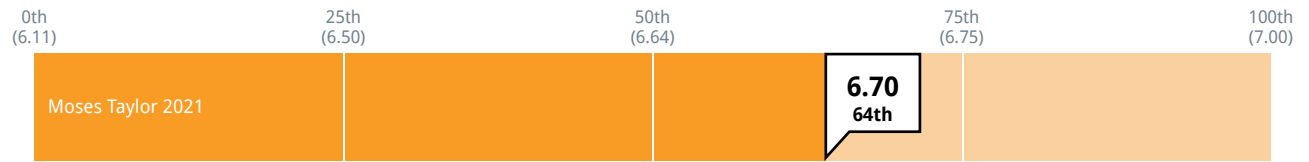
1 = Not at all 4 = Somewhat 7 = To a great extent



Cohort: None Past results: on Subgroup: None

To what extent did the Foundation exhibit respectful interaction during this grant?

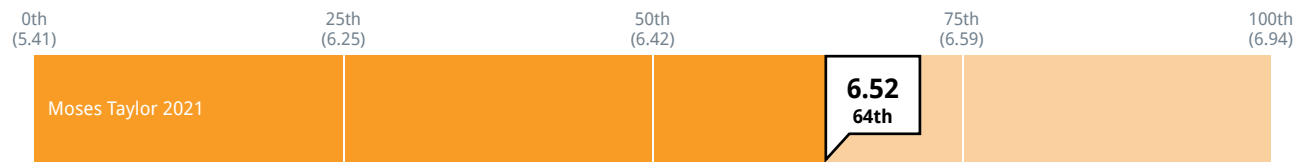
1 = Not at all 4 = Somewhat 7 = To a great extent



Cohort: None Past results: on Subgroup: None

To what extent did the Foundation exhibit compassion for those affected by your work during this grant?

1 = Not at all 4 = Somewhat 7 = To a great extent

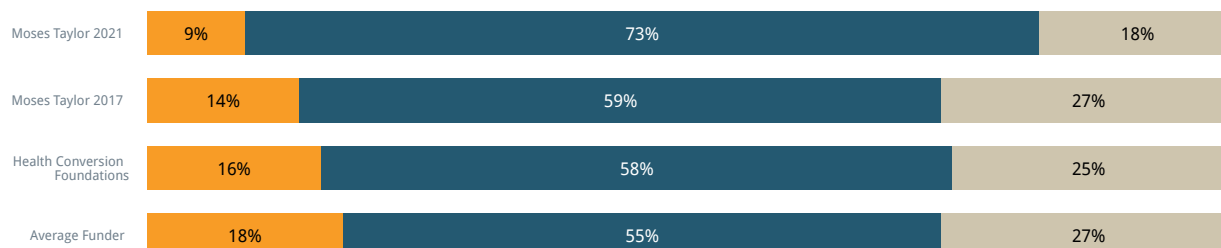


Cohort: None Past results: on Subgroup: None

Interaction Patterns

How often do/did you have contact with your program officer during this grant?

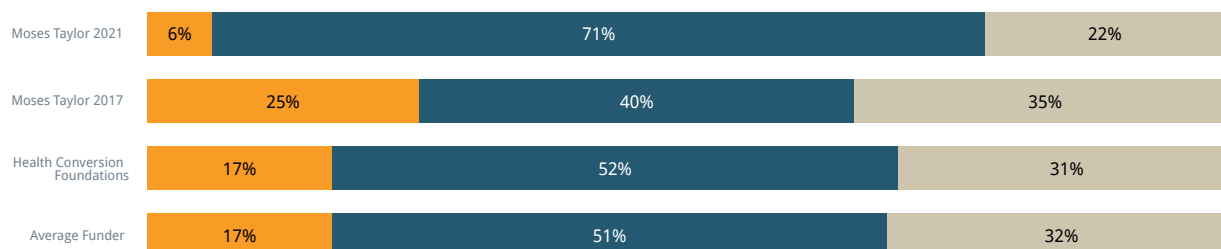
Yearly or less often Once every few months Monthly or more often



Cohort: Health Conversion Foundations Past results: on

Who most frequently initiated the contact you had with your program officer?

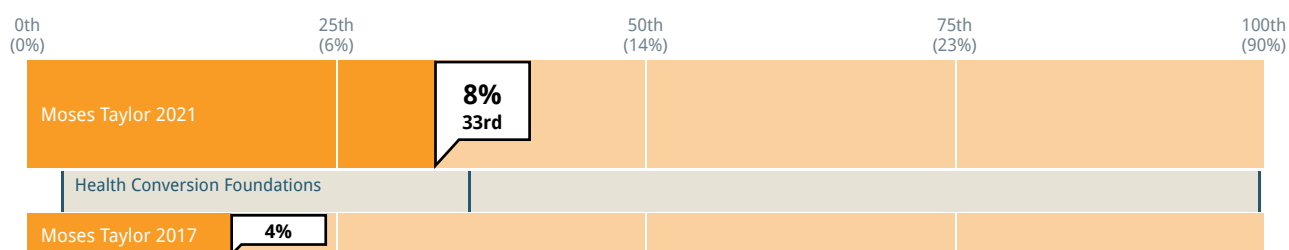
Program Officer Both of equal frequency Grantee



Cohort: Health Conversion Foundations Past results: on

Has your main contact at the Foundation changed in the past six months?

Proportion of grantees responding 'Yes'

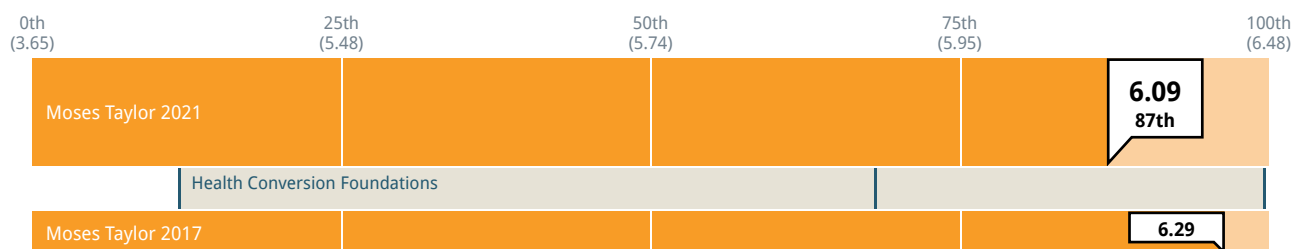


Cohort: Health Conversion Foundations Past results: on Subgroup: None

Communication

How clearly has the Foundation communicated its goals and strategy to you?

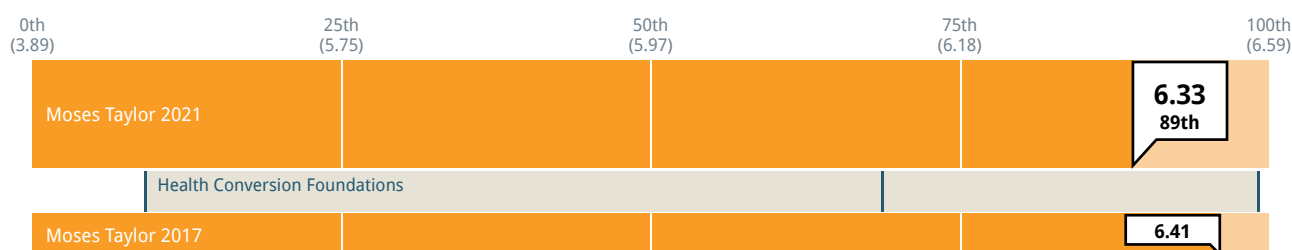
1 = Not at all clearly 7 = Extremely clearly



Cohort: Health Conversion Foundations Past results: on Subgroup: None

How consistent was the information provided by different communication resources, both personal and written, that you used to learn about the Foundation?

1 = Not at all consistent 7 = Completely consistent

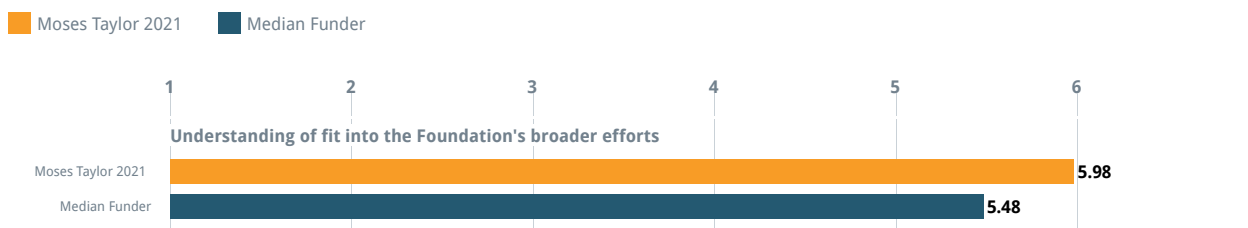


Cohort: Health Conversion Foundations Past results: on Subgroup: None

The following question was recently added to the grantee survey and depicts comparative data from 75-100 funders in the grantee dataset.

How well do you understand the way in which the work funded by this grant fits into the Foundation's broader efforts?

1 = Limited understanding 7 = Thorough understanding

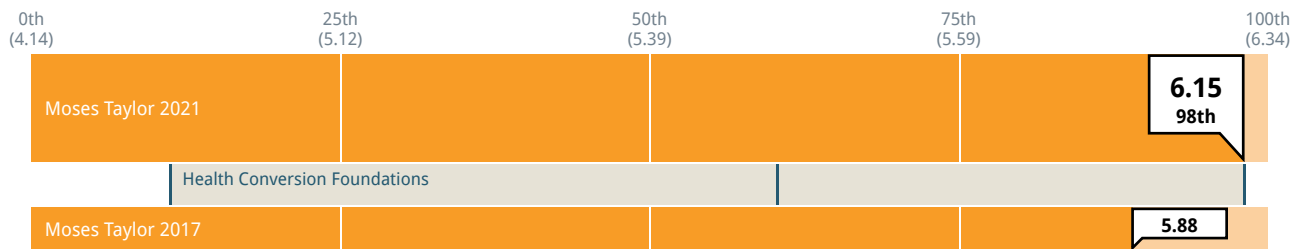


Cohort: None Past results: on

Openness

To what extent is the Foundation open to ideas from grantees about its strategy?

1 = Not at all 7 = To a great extent



Cohort: Health Conversion Foundations Past results: on Subgroup: None

Top Predictors of Relationships

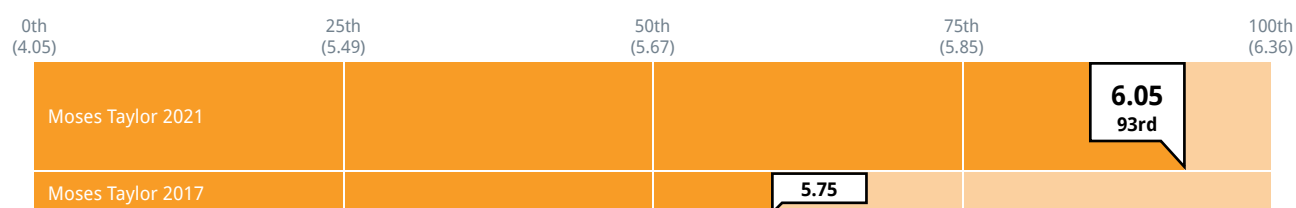
CEP's research has shown that the strongest predictors of the strength of funder-grantee relationships are transparency and understanding.

Seven related measures of understanding, together create the larger construct that CEP refers to as "understanding". The understanding summary measure below is an average of ratings on the following measures:

- Moses Taylor's understanding of partner organizations' **strategy and goals**
- Moses Taylor's awareness of partner **organizations' challenges**
- Moses Taylor's understanding of the **fields** in which partners work
- Moses Taylor's understanding of partners' **local communities**
- Moses Taylor's understanding of the **social, cultural, or socioeconomic factors** that affect partners' work
- Moses Taylor's understanding of intended **beneficiaries' needs**
- Extent to which Moses Taylor's **funding priorities** reflect a deep understanding of partners' intended beneficiaries' needs

Understanding Summary Measure

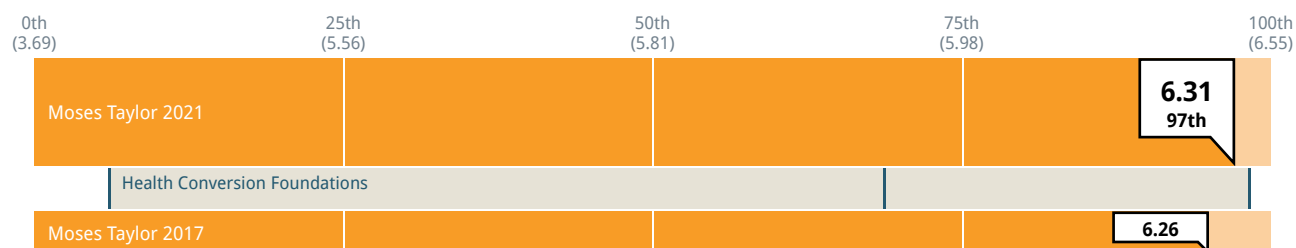
1 = Very negative 7 = Very positive



Cohort: None Past results: on Subgroup: None

Overall, how transparent is the Foundation with your organization?

1 = Not at all transparent 7 = Extremely transparent



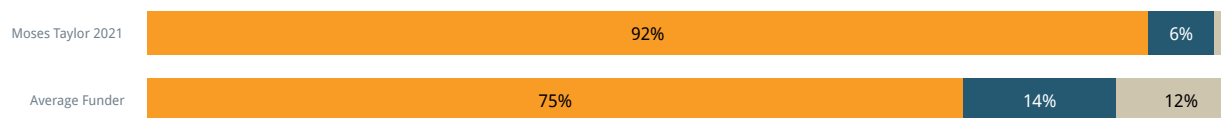
Cohort: Health Conversion Foundations Past results: on Subgroup: None

Funder Response to Current Challenges

The subsequent questions were recently added to the grantee survey and depict data from 50-75 funders in CEP's dataset.

Are you aware of any action the Foundation has taken in response to the COVID-19 pandemic?

Yes No Don't know



Cohort: None Past results: on

Are you aware of any action the Foundation has taken in response to the movement for racial justice?

Yes No Don't know

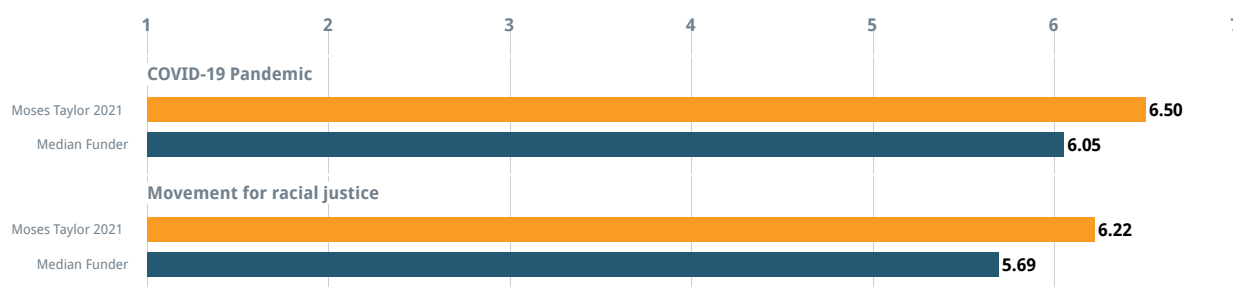


Cohort: None Past results: on

How would you rate the effectiveness of the Foundation's response to the following:

1 = Not at all effective 7 = Extremely effective

Moses Taylor 2021 Median Funder

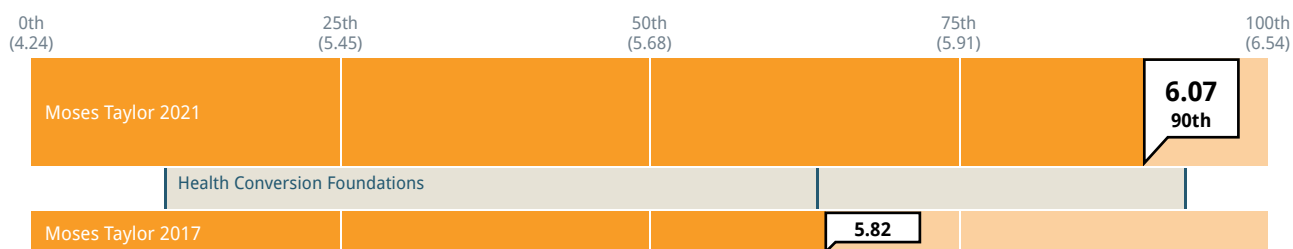


Cohort: None Past results: on

Beneficiaries and Contextual Understanding

How well does the Foundation understand the social, cultural, or socioeconomic factors that affect your work?

1 = Limited understanding 7 = Thorough understanding

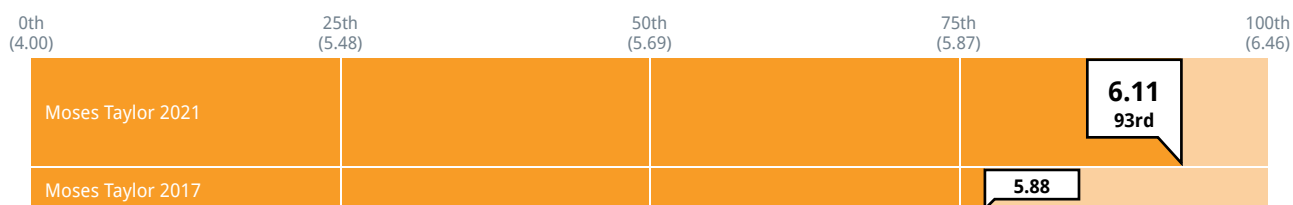


Cohort: Health Conversion Foundations Past results: on Subgroup: None

In the following questions, we use the term "beneficiaries" to refer to those your organization seeks to serve through the services and/or programs it provides. Beneficiaries are often called end users, clients, constituents, or participants.

How well does the Foundation understand your intended beneficiaries' needs?

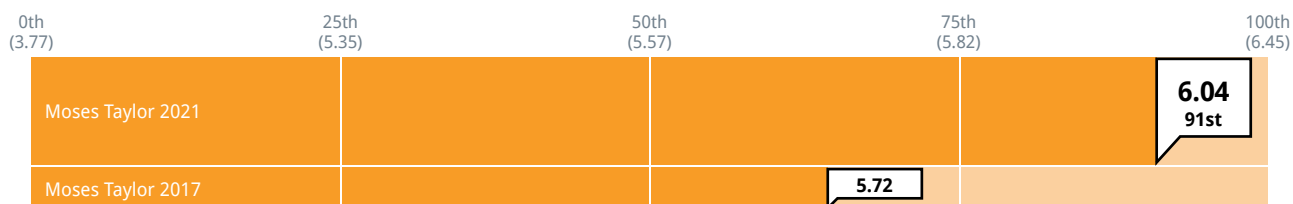
1 = Limited understanding 7 = Thorough understanding



Cohort: None Past results: on Subgroup: None

To what extent do the Foundation's funding priorities reflect a deep understanding of your intended beneficiaries' needs?

1 = Not at all 7 = To a great extent



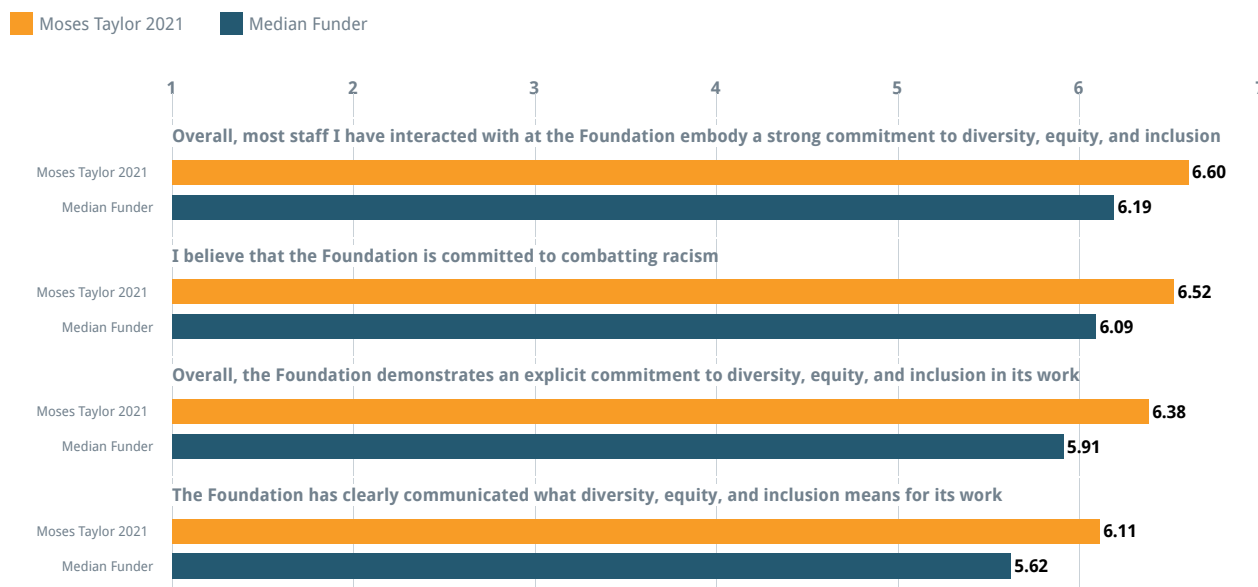
Cohort: None Past results: on Subgroup: None

Diversity, Equity, Inclusion and Grantee Demographics

The subsequent question was recently added to the grantee survey and depicts data from 50-75 funders in CEP's dataset.

Please rate the extent to which you agree or disagree with the following statements about diversity, equity, and inclusion:

1 = Strongly disagree 4 = Neither agree nor disagree 7 = Strongly agree



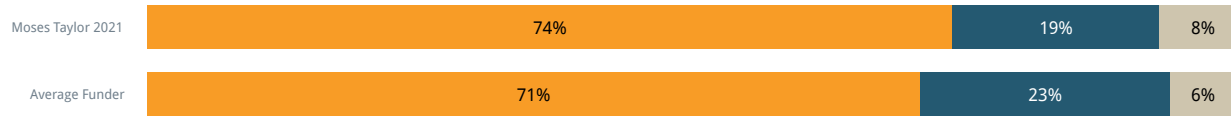
Cohort: None Past results: on

Primary Beneficiary of Grant

The subsequent question was recently added to the grantee survey and depicts data from 50-75 funders in CEP's dataset.

Are the efforts funded by this grant primarily meant to benefit historically disadvantaged groups?

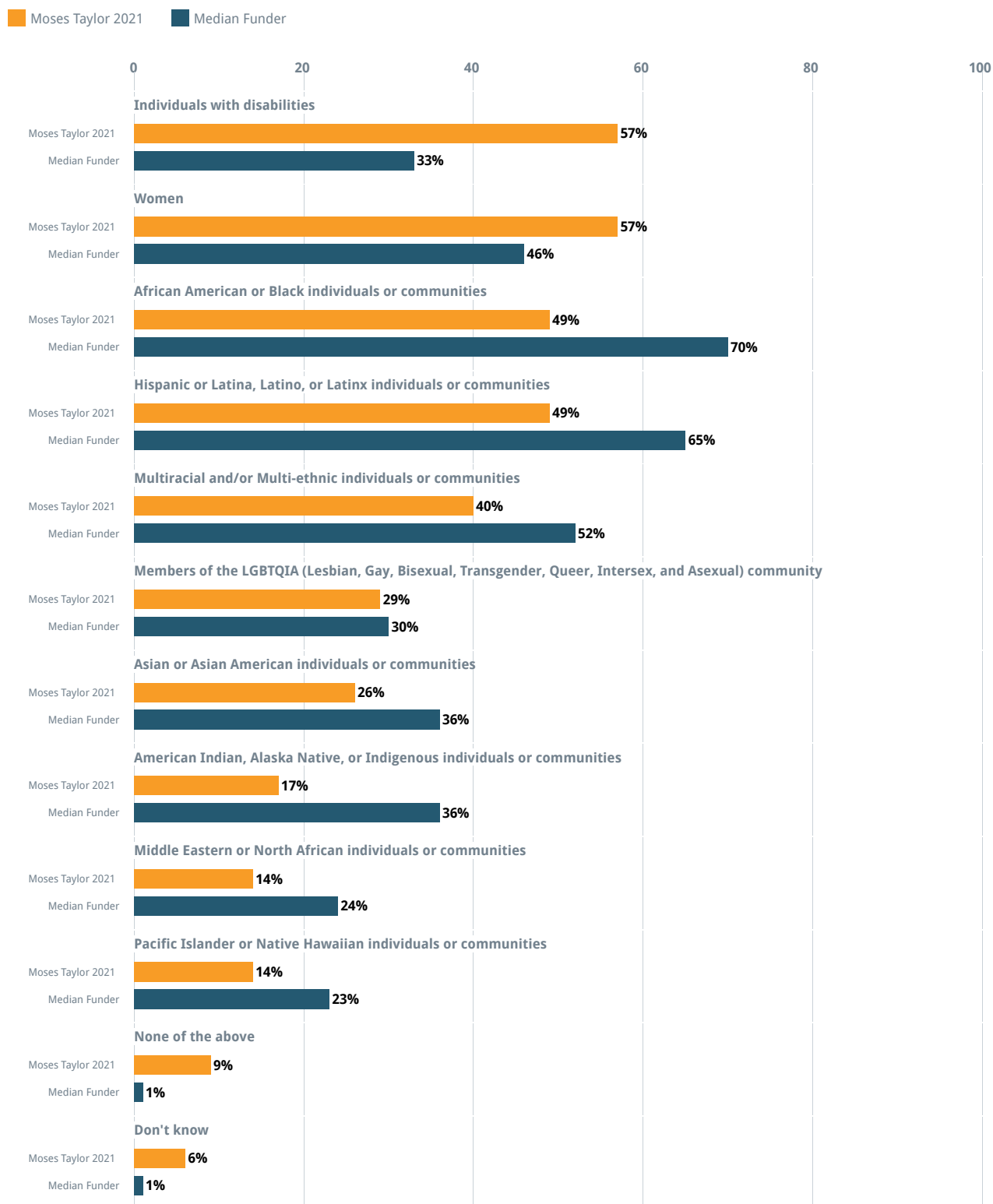
Yes No Don't know



Cohort: None Past results: on

The following question is asked only of grantees who answer "yes" to the question above. It was recently added to the grantee survey and depicts data from approximately 25-50 funders in CEP's dataset.

Specifically, are any of the following populations the primary intended beneficiaries of the efforts funded by this grant?



Cohort: None Past results: on

Respondent Demographics

Differences in Ratings by Respondent Demographics

It is CEP's standard practice to analyze responses for differences by respondent demographics. A summary of methodology and differences can be found on [this page](#) in your online report.

Selected Cohort: Health Conversion Foundations				
Job Title of Respondents	Moses Taylor 2021	Moses Taylor 2017	Average Funder	Health Conversion Foundations
Executive Director	56%	46%	47%	49%
Other Senior Management	12%	21%	17%	15%
Project Director	0%	4%	13%	16%
Development Director	13%	12%	9%	7%
Other Development Staff	8%	11%	8%	5%
Volunteer	2%	2%	2%	1%
Other	10%	5%	5%	5%

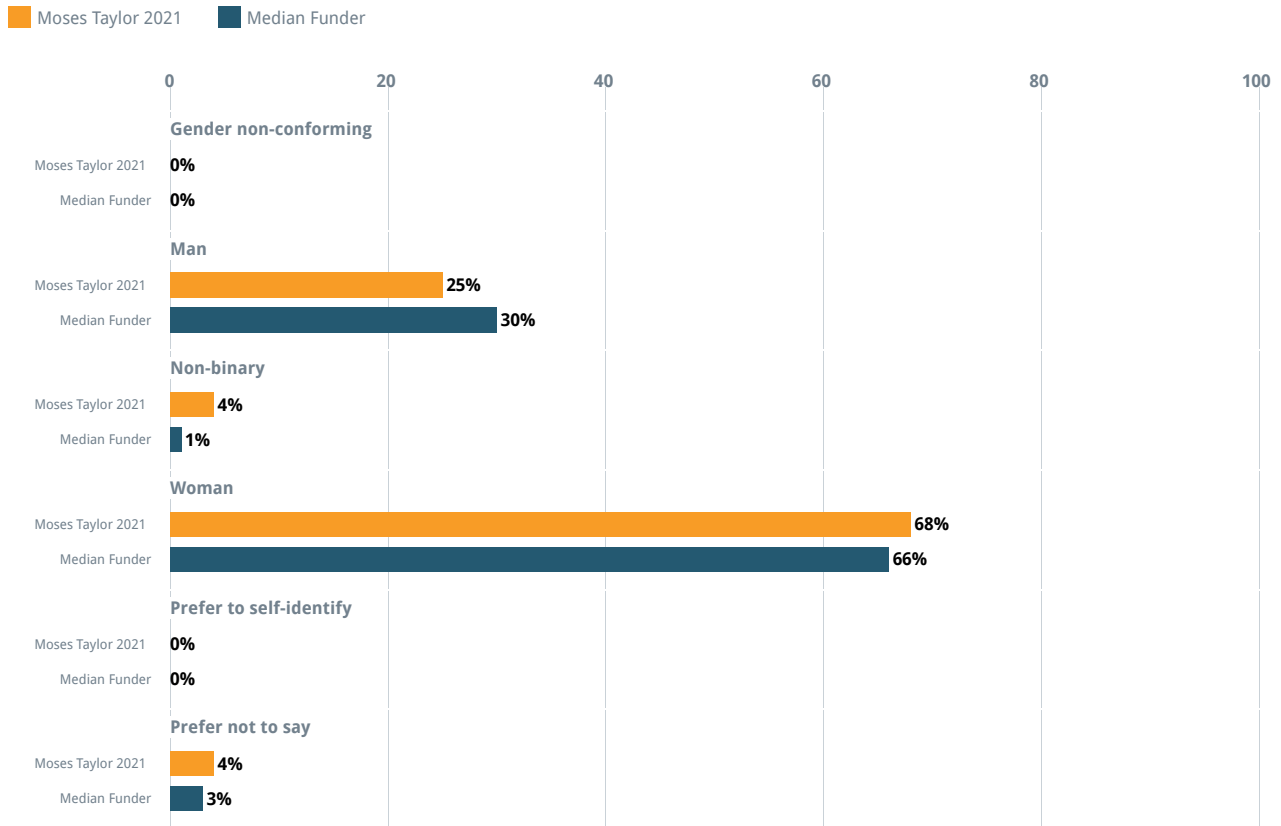
Note: Survey questions about respondents' demographics were recently modified or added to match best practices, and depict comparative data from 50-75 funders in the dataset. Demographic questions related to grantees' POC and racial/ethnic identity are only asked of respondents in the United States.

Survey language and response options for questions about race and ethnicity are guided by best practices shared by [National Institutes of Health](#), [Pew Research Center](#), [Psi Chi Journal of Psychological Research](#), and the [US Census Bureau](#).

Survey language and response options for questions about gender and LGBTQIA identity are guided by best practices shared by [Funders For LGBTQ Issues](#), [HRC Foundation's Welcoming Schools](#), and the [Williams Institute of the University of California – Los Angeles School of Law](#).

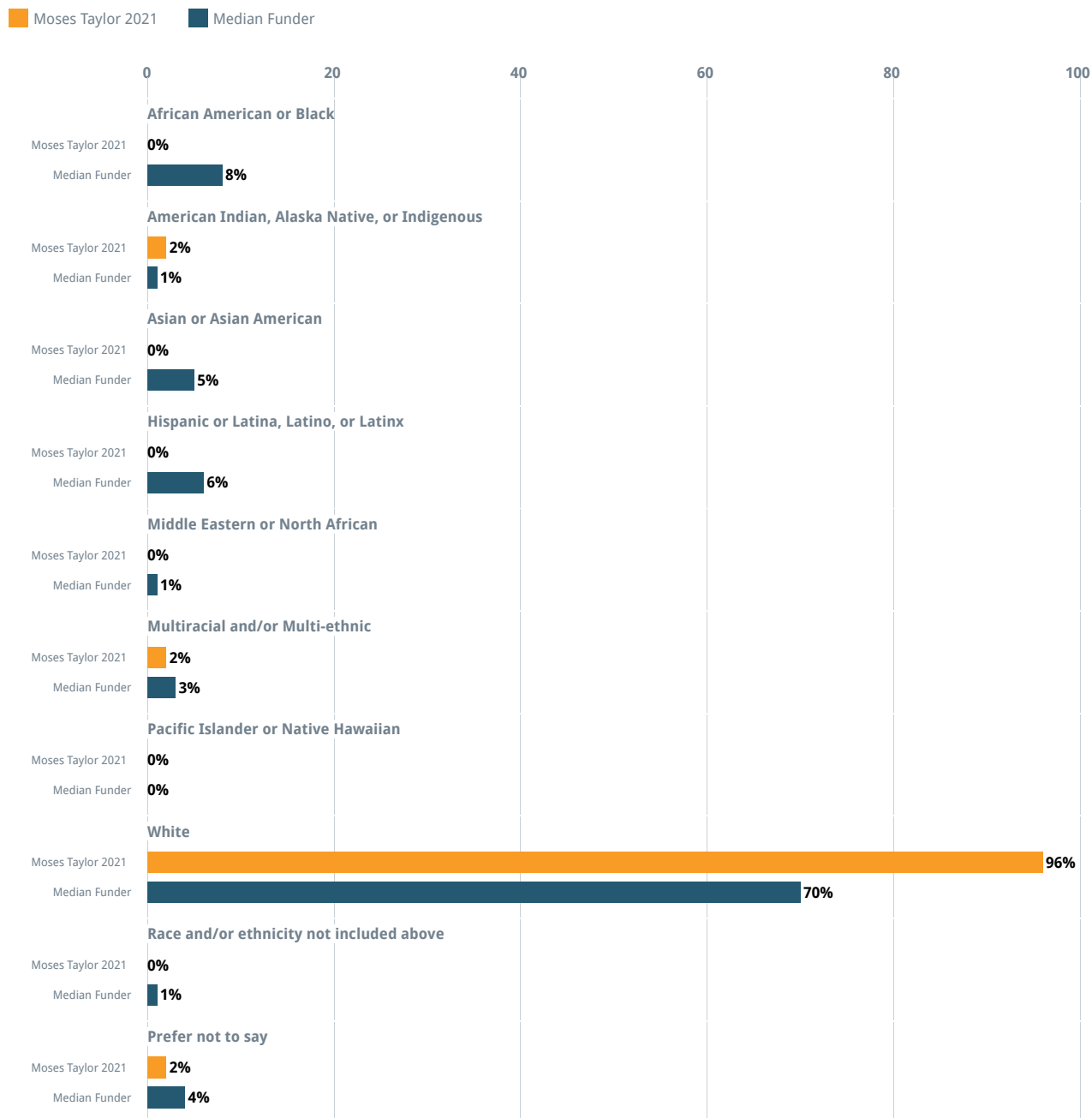
Survey respondents are asked to share their gender identities in a check-all-that-apply question. Each chart has the option of showing the average ratings of respondents who selected only "man," only "woman," multiple gender identities, "non-binary," "gender non-conforming," "prefer to self-identify," and "prefer not to say" - as long as that response option had at least 10 respondents.

Please select the option that represents how you describe yourself:



Cohort: None Past results: on

How would you describe your race and/or ethnicity?



Cohort: None Past results: on

The following question was recently added to the grantee survey and depicts comparative data from over 100 funders in the dataset.

Selected Cohort: None		
Do you identify as a person of color?	Moses Taylor 2021	Average Funder
Yes	2%	22%
No	94%	73%
Prefer not to say	4%	5%

The following questions were recently added to the grantee survey and depict comparative data from 50-75 funders in the dataset.

Selected Cohort: None		
Are you transgender?	Moses Taylor 2021	Average Funder
Yes	0%	1%
No	98%	95%
Prefer not to say	2%	4%

Selected Cohort: None		
Do you identify as a member of the LGBTQIA (Lesbian, Gay, Bisexual, Transgender, Queer, Intersex, and Asexual) community?	Moses Taylor 2021	Average Funder
Yes	4%	12%
No	91%	84%
Prefer not to say	6%	5%

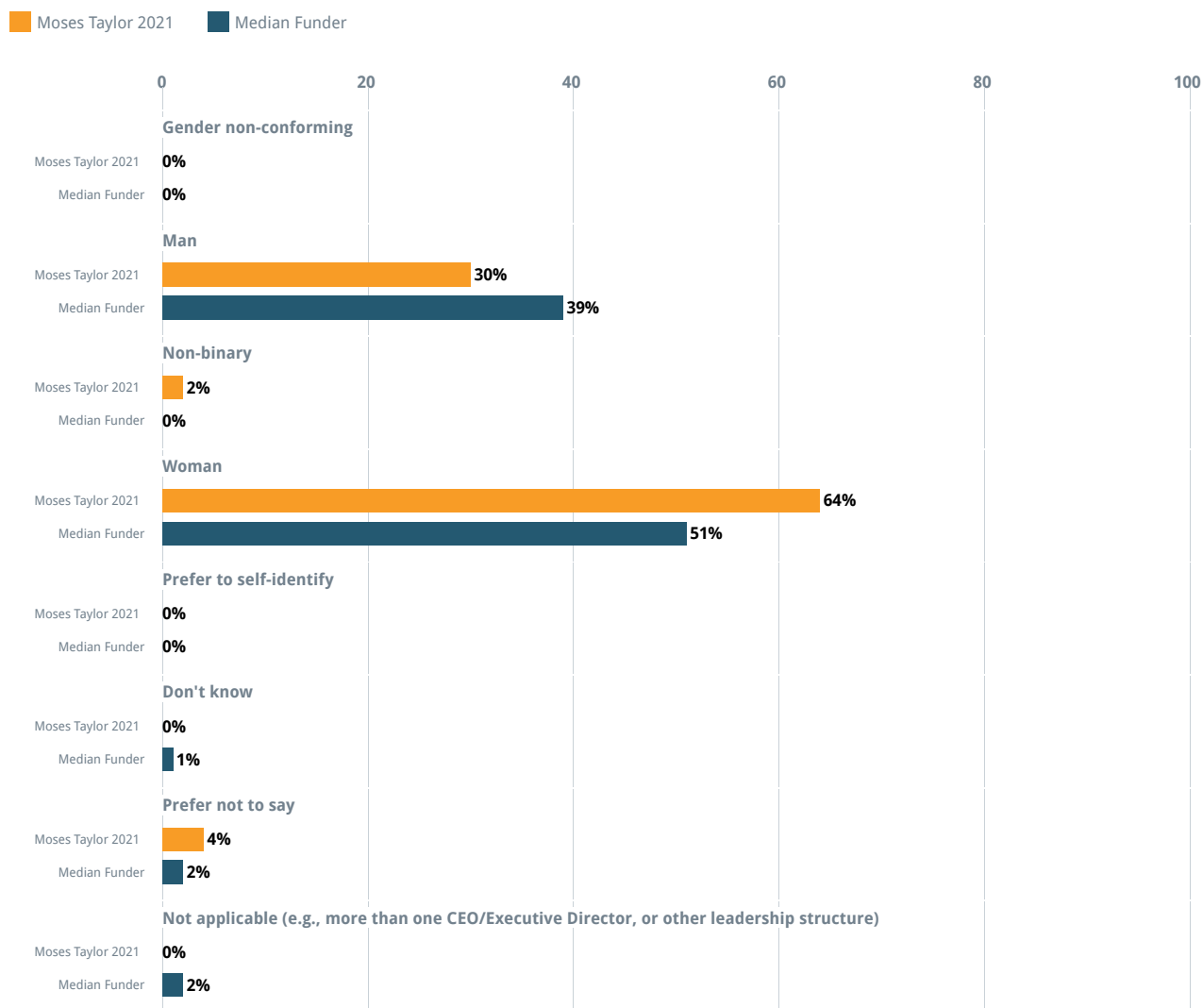
Selected Cohort: None		
Do you identify as an individual with a disability?	Moses Taylor 2021	Average Funder
Yes	11%	5%
No	85%	91%
Prefer not to say	4%	4%

Organization ED/CEO Demographics

Note: Survey questions about CEO/Executive Director demographics were recently modified or added to match best practices. Demographic questions related to POC and racial/ethnic identity are only asked of organizations based in the United States.

The subsequent question depicts comparative data from 50-75 funders in CEP's dataset.

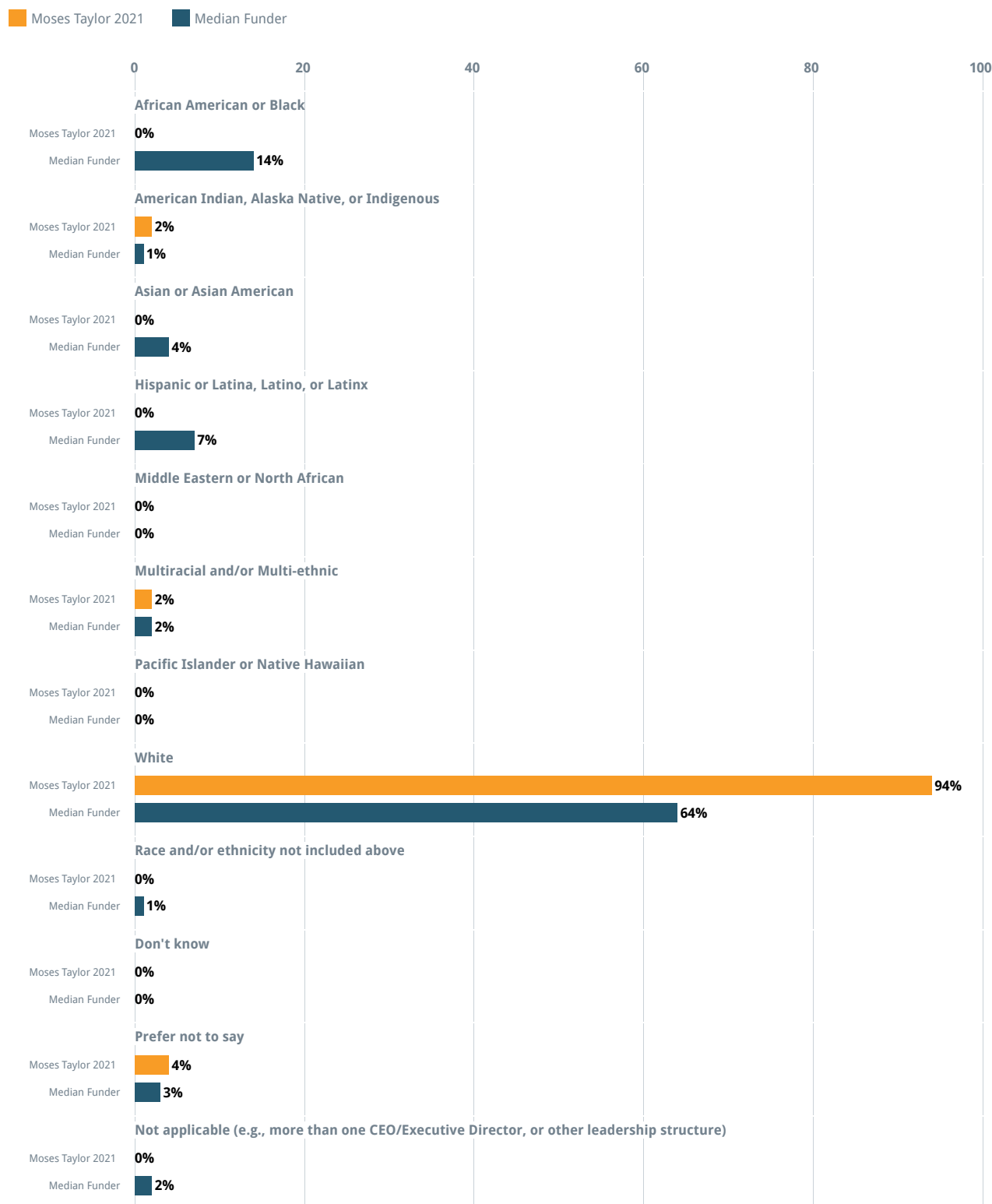
Please select the option that represents how the CEO/Executive Director of your organization describes themselves:



Cohort: None Past results: on

The subsequent question was recently added to the grantee survey and depicts data from approximately 50-75 funders in CEP's dataset.

How would you describe the race and/or ethnicity of the CEO/Executive Director of your organization?



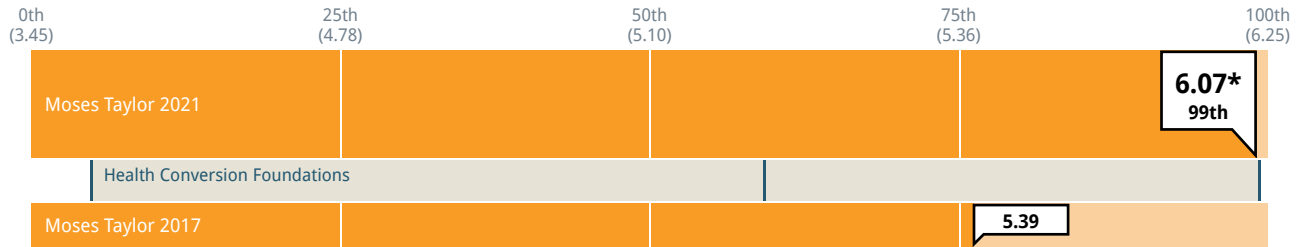
Cohort: None Past results: on

Selected Cohort: None		
Does the CEO/Executive Director of your organization identify as a person of color?	Moses Taylor 2021	Average Funder
Yes	2%	28%
No	92%	65%
Don't know	6%	5%
Prefer not to say	0%	2%

Grant Processes

How helpful was participating in the Foundation's selection process in strengthening the organization/program funded by the grant?

1 = Not at all helpful 7 = Extremely helpful

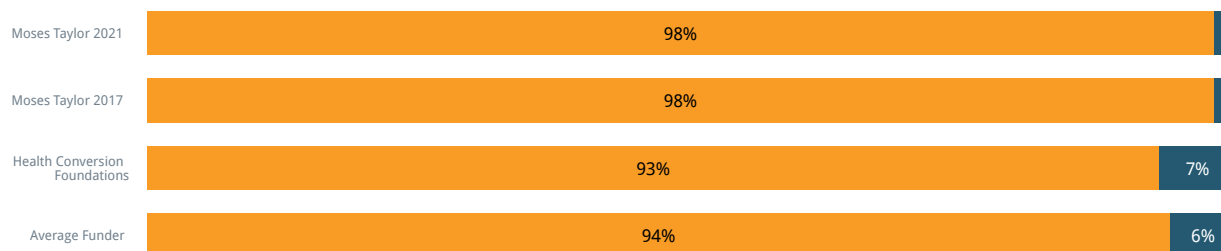


Cohort: Health Conversion Foundations Past results: on Subgroup: None

Selection Process

Did you submit a proposal for this grant?

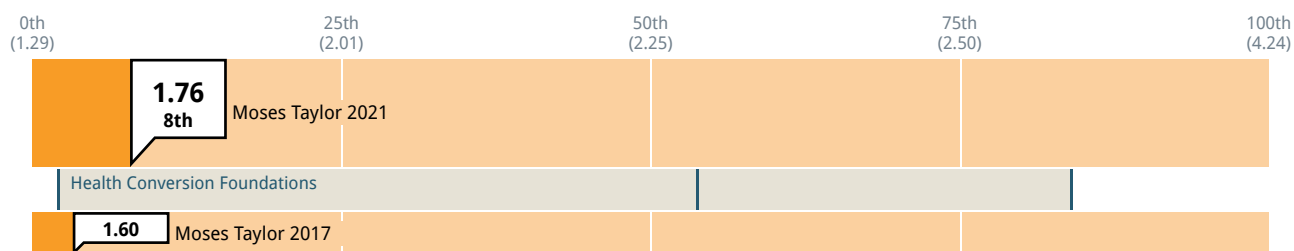
Submitted a proposal Did not submit a proposal



Cohort: Health Conversion Foundations Past results: on

As you developed your grant proposal, how much pressure did you feel to modify your organization's priorities in order to create a grant proposal that was likely to receive funding?

1 = No pressure 7 = Significant pressure



Cohort: Health Conversion Foundations Past results: on Subgroup: None

Time Between Submission and Clear Commitment

“How much time elapsed from the submission of the grant proposal to clear commitment of funding?”

Selected Cohort: None		
Time Elapsed from Submission of Proposal to Clear Commitment of Funding	Moses Taylor 2021	Moses Taylor 2017
Less than 3 months	78%	80%
4 - 6 months	18%	14%
7 - 12 months	4%	4%
More than 12 months	0%	2%

Selected Subgroup: None	
Time Elapsed from Submission of Proposal to Clear Commitment of Funding (By Subgroup)	
Less than 3 months	
4 - 6 months	
7 - 12 months	
More than 12 months	

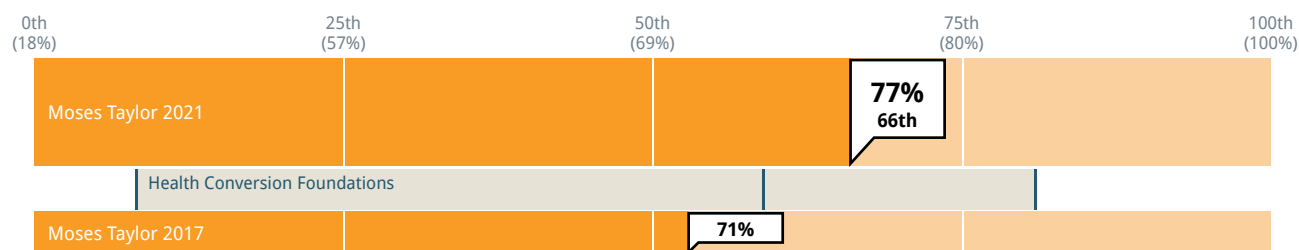
Reporting and Evaluation Process

Definition of Reporting and Evaluation

- "Reporting" - Moses Taylor's standard oversight, monitoring, and grant reporting.
- "Evaluation" - formal activities *beyond reporting* undertaken by Moses Taylor to assess or learn about a grant, a program, or Moses Taylor's efforts.

At any point during the application or the grant period, did the Foundation and your organization exchange ideas regarding how your organization would assess the results of the work funded by this grant?

Proportion of grantees responding 'Yes'



Cohort: Health Conversion Foundations Past results: on Subgroup: None

Participation in Reporting and/or Evaluation Processes

■ Participated in a reporting process only
 ■ Participated in an evaluation process only
■ Participated in both a reporting and an evaluation process
 ■ Participated in neither a reporting nor an evaluation process



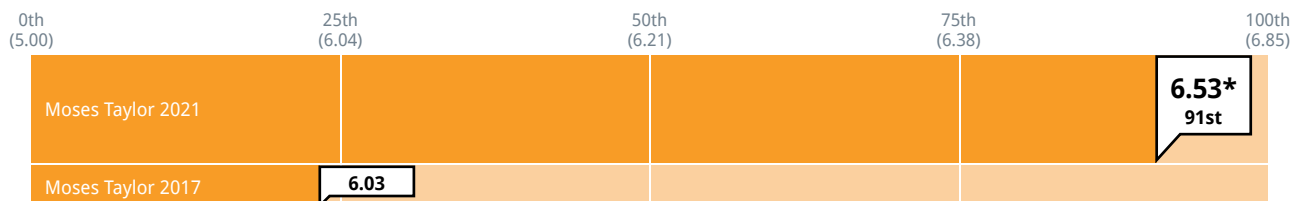
Cohort: None Past results: on

Reporting Process

The following questions were only asked of grantees that indicated having participated in a reporting process. See the "Reporting and Evaluation Process" page for data on the proportion of grantees participating in this process.

To what extent was the Foundation's reporting process straightforward?

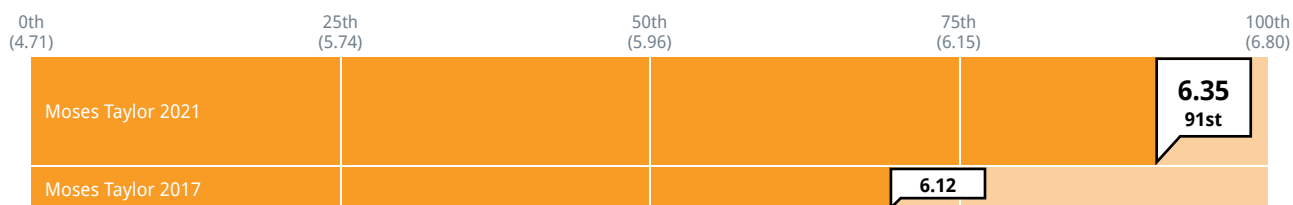
1 = Not at all 7 = To a great extent



Cohort: None Past results: on Subgroup: None

To what extent was the Foundation's reporting process adaptable, if necessary, to fit your circumstances?

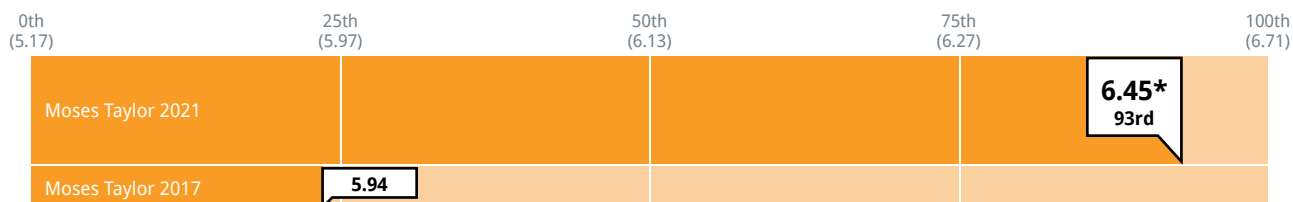
1 = Not at all 7 = To a great extent



Cohort: None Past results: on Subgroup: None

To what extent was the Foundation's reporting process relevant, with questions and measures pertinent to the work funded by this grant?

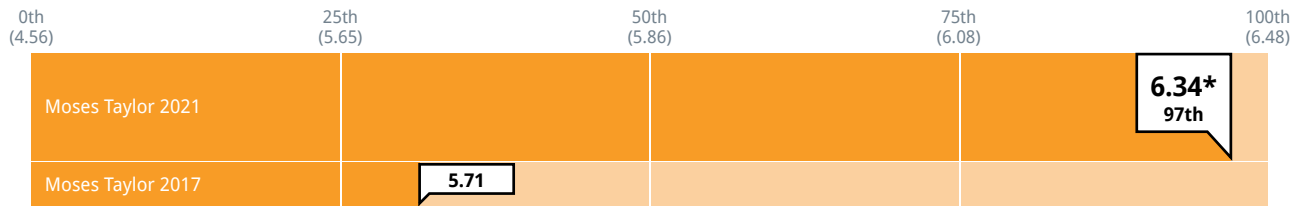
1 = Not at all 7 = To a great extent



Cohort: None Past results: on Subgroup: None

To what extent was the Foundation's reporting process a helpful opportunity for you to reflect and learn?

1 = Not at all 7 = To a great extent



Cohort: None Past results: on Subgroup: None

Evaluation Process

The following questions were only asked of grantees that indicated having participated in an evaluation process. See the "Reporting and Evaluation Process" page for data on the proportion of grantees participating in this process.

Who was primarily responsible for carrying out the evaluation?

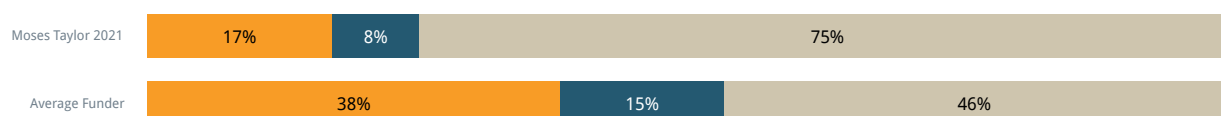
■ Evaluation staff at the Foundation
 ■ Evaluation staff at your organization
 ■ External evaluator, chosen by the Foundation
■ External evaluator, chosen by your organization



Cohort: None Past results: on

Did the Foundation provide financial support for the evaluation?

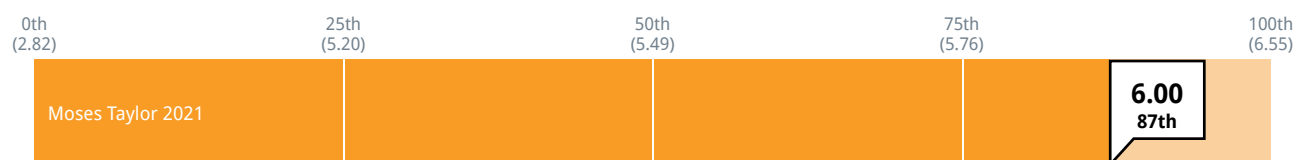
■ Yes, the evaluation's costs were fully funded by the Foundation
 ■ Yes, the evaluation's costs were partially funded by the Foundation
■ No, the evaluation's costs were not funded by the Foundation



Cohort: None Past results: on

To what extent did the evaluation incorporate input from your organization in the design of the evaluation?

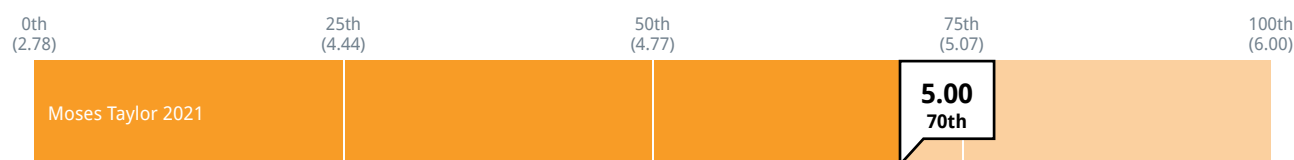
1 = Not at all 7 = To a great extent



Cohort: None Past results: on Subgroup: None

To what extent did the evaluation result in your organization making changes to the work that was evaluated?

1 = Not at all 7 = To a great extent

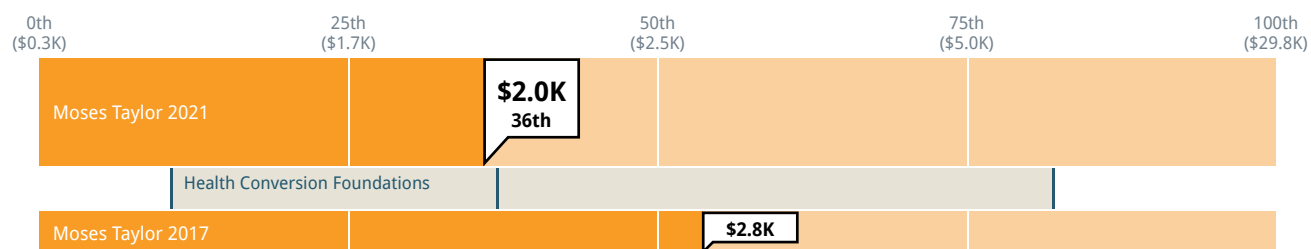


Cohort: None Past results: on Subgroup: None

Dollar Return and Time Spent on Processes

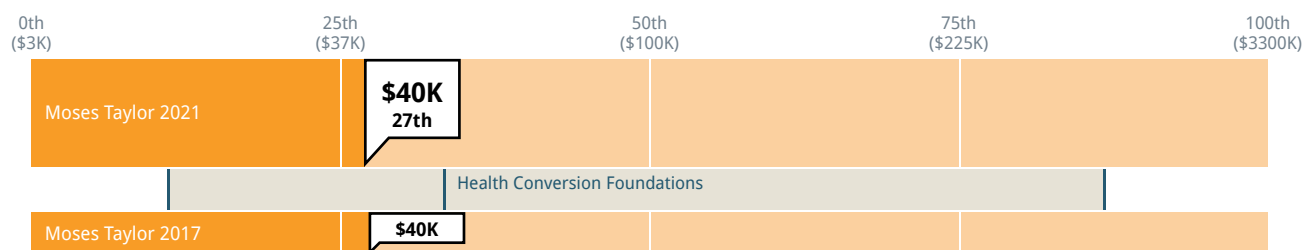
Dollar Return: Median grant dollars awarded per process hour required

Includes total grant dollars awarded and total time necessary to fulfill the requirements over the lifetime of the grant



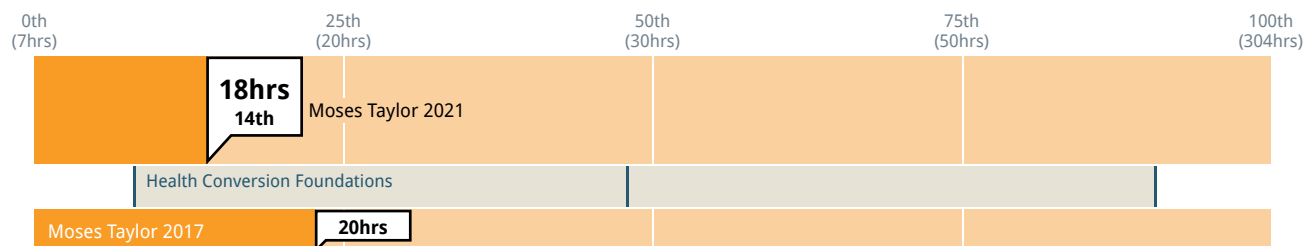
Cohort: Health Conversion Foundations Past results: on Subgroup: None

Median Grant Size



Cohort: Health Conversion Foundations Past results: on Subgroup: None

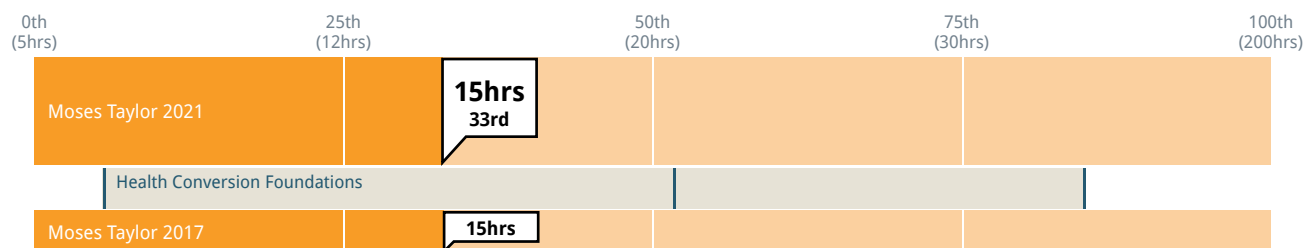
Median hours spent by grantees on funder requirements over grant lifetime



Cohort: Health Conversion Foundations Past results: on Subgroup: None

Time Spent on Selection Process

Median Hours Spent on Proposal and Selection Process



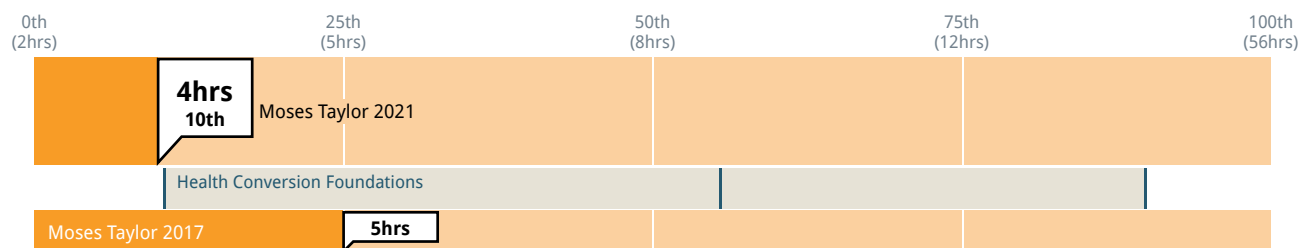
Cohort: Health Conversion Foundations Past results: on Subgroup: None

Selected Cohort: Health Conversion Foundations				
Time Spent On Proposal And Selection Process	Moses Taylor 2021	Moses Taylor 2017	Average Funder	Health Conversion Foundations
1 to 9 hours	38%	33%	23%	23%
10 to 19 hours	16%	24%	21%	22%
20 to 29 hours	26%	19%	17%	19%
30 to 39 hours	2%	5%	7%	8%
40 to 49 hours	8%	10%	11%	13%
50 to 99 hours	8%	5%	11%	10%
100 to 199 hours	2%	3%	6%	4%
200+ hours	0%	0%	3%	1%

Selected Subgroup: None
Time Spent On Proposal And Selection Process (By Subgroup)
1 to 9 hours
10 to 19 hours
20 to 29 hours
30 to 39 hours
40 to 49 hours
50 to 99 hours
100 to 199 hours
200+ hours

Time Spent on Reporting and Evaluation Process

Median Hours Spent on Monitoring, Reporting and Evaluation Process Per Year



Cohort: Health Conversion Foundations Past results: on Subgroup: None

Selected Cohort: Health Conversion Foundations				
Time Spent On Monitoring, Reporting, And Evaluation Process (Annualized)	Moses Taylor 2021	Moses Taylor 2017	Average Funder	Health Conversion Foundations
1 to 9 hours	80%	65%	54%	54%
10 to 19 hours	8%	27%	19%	21%
20 to 29 hours	5%	5%	10%	12%
30 to 39 hours	0%	0%	4%	3%
40 to 49 hours	8%	3%	4%	3%
50 to 99 hours	0%	0%	5%	5%
100+ hours	0%	0%	5%	3%

Selected Subgroup: None
Time Spent On Monitoring, Reporting, And Evaluation Process (Annualized) (By Subgroup)
1 to 9 hours
10 to 19 hours
20 to 29 hours
30 to 39 hours
40 to 49 hours
50 to 99 hours
100+ hours

Non-Monetary Assistance

The following questions were recently added to the grantee survey and depict comparative data from 50-75 funders in the dataset.

Did you receive any non-monetary support from the Foundation during this grant period?

Yes No



Cohort: None Past results: on

How would you describe the benefit - to your organization or work - of any non-monetary support that you received?

No benefit A minor benefit A moderate benefit A major benefit

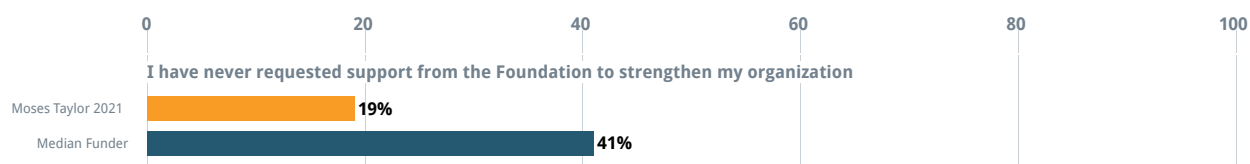


Cohort: None Past results: on

The following question was recently added to the grantee survey and depicts comparative data from over 100 funders in the dataset.

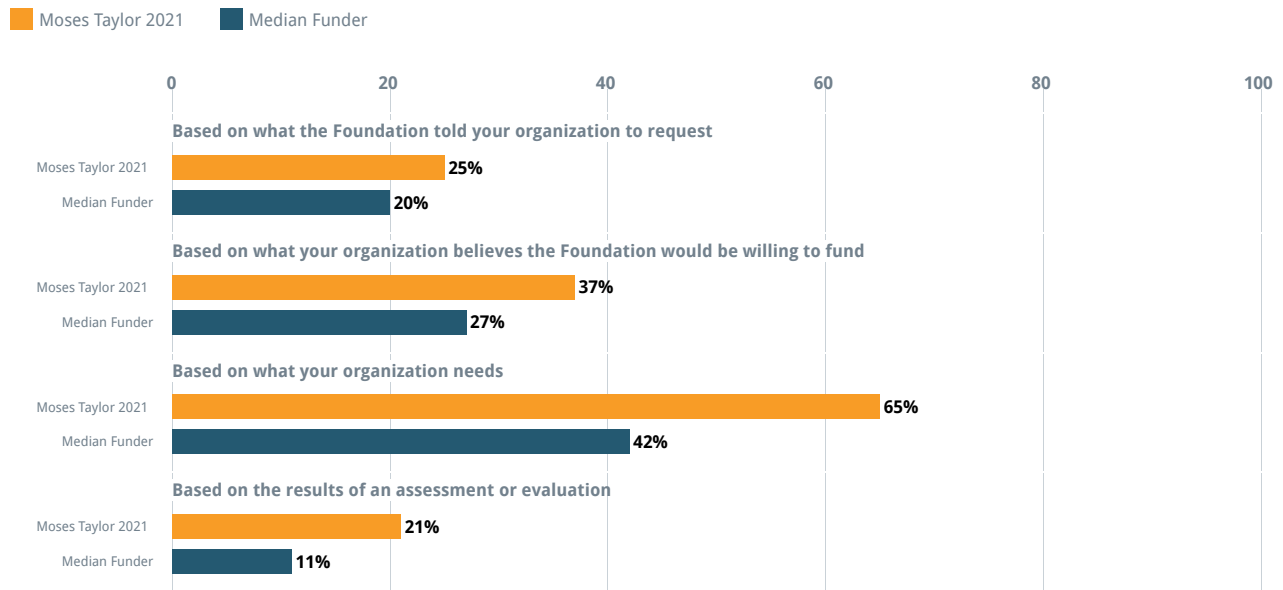
Have you ever requested support from the Foundation to help strengthen your organization?

Moses Taylor 2021 Median Funder



Cohort: None Past results: on

If you have ever requested support from the Foundation to help strengthen your organization, how did you determine what specific support to ask for?



Cohort: None Past results: on

Customized Questions

Selected Cohort: None	
Did you receive COVID-19 emergency funding from the Foundation?	Moses Taylor 2021
Yes	38%
No	62%

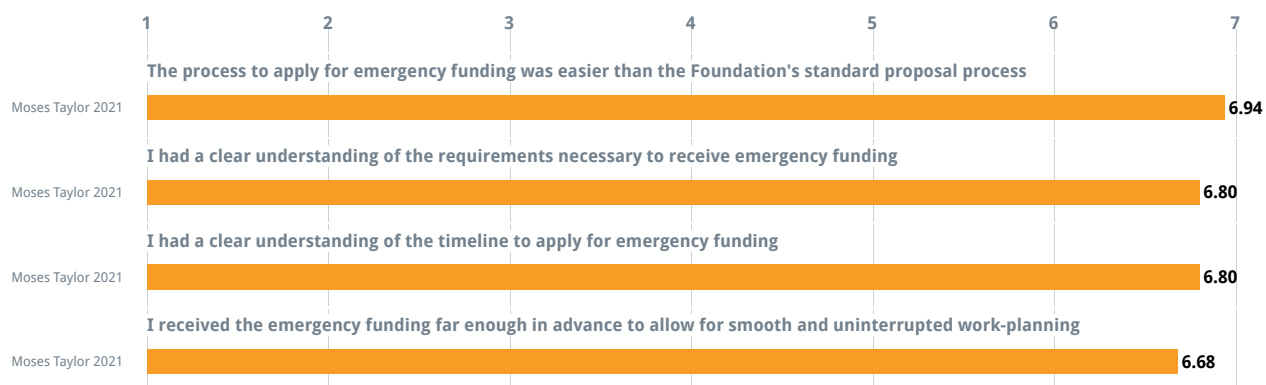
Selected Subgroup: None	
Did you receive COVID-19 emergency funding from the Foundation? (By Subgroup)	
Yes	
No	

Note: The following question was only asked of grantees who indicated that they had received COVID-19 emergency funding from the Foundation.

Please rate the extent to which you agree or disagree with the following statements about the Foundation's emergency funding.

1 = Strongly disagree 4 = Neither agree nor disagree 7 = Strongly agree

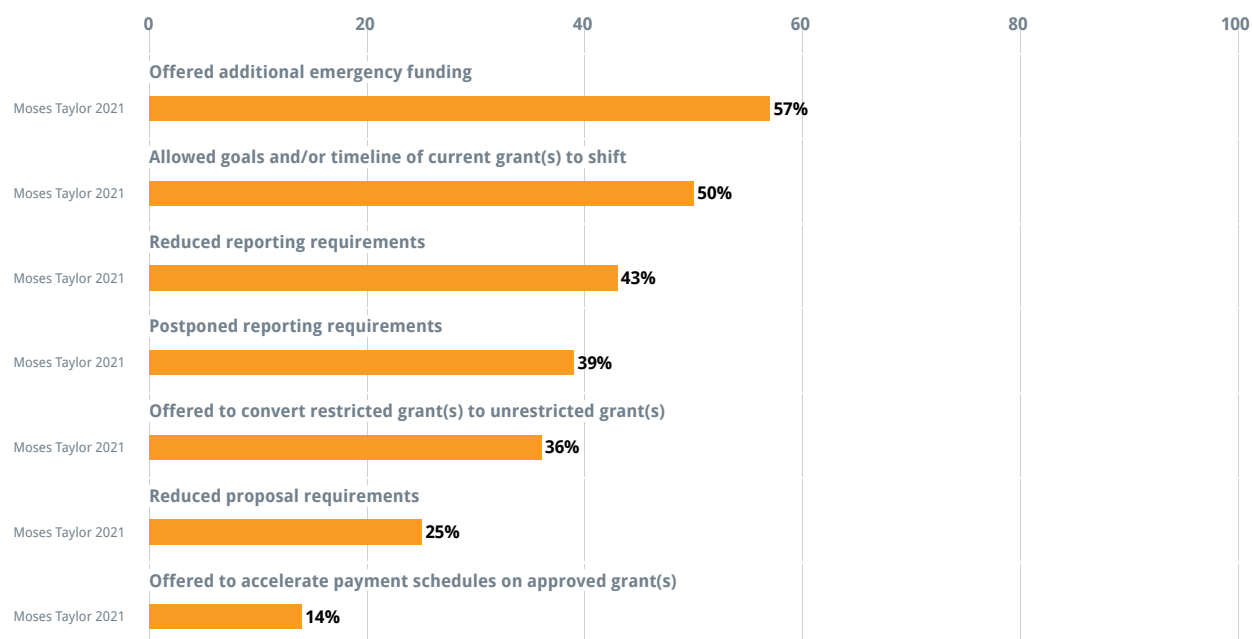
Moses Taylor 2021



Cohort: None Past results: on

Has the Foundation taken any of the following actions to mitigate the negative impacts of COVID-19 on your organization? (Please check all that apply)

Moses Taylor 2021



Cohort: None Past results: on

Note: The following question was only asked of grantees who indicated that the Foundation had taken at least one action to mitigate the negative impacts of COVID-19 on their organizations.

How helpful have these actions been in mitigating the negative impacts of COVID-19 on your organization?

1 = Not at all helpful 7 = Extremely helpful

Moses Taylor 2021



Cohort: None Past results: on

Grantees' Open-Ended Comments

In the Grantee Perception Report survey, CEP asks four open-ended questions:

1. "Please comment on what you think the Foundation could do to make even more of a difference in responding to the pandemic, the movement for racial justice, or other related issues - for your beneficiaries, your organization, or your fields or communities."
2. "Please comment on the quality of the Foundation's processes, interactions, and communications."
3. "Thinking beyond the grant you received, please comment on how the Foundation influences your field, community, or organization."
4. "What specific improvements would you suggest that would make the Foundation a better funder?"

To download the full set of grantee comments and suggestions, please refer to the "Attachments" dropdown menu at the top right of your report. Please note that some comments may be redacted or removed to protect the confidentiality of respondents.

CEP's Qualitative Analysis

CEP thoroughly reviews each comment submitted and conducts comprehensive qualitative analysis on two of these questions in the GPR.

The following pages outline the results of CEP's analyses.

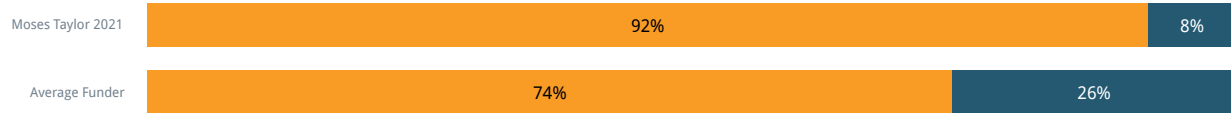
Quality of Processes, Interactions and Communications

Grantees were asked to comment on the quality of Moses Taylor's processes, interactions, and communications. Their comments were then categorized by the nature of their content, specifically whether the content is positive, neutral or constructive.

For a comment to be categorized as constructive, there must have been at least one constructive topic in its content.

Positivity of Comments about the Quality of the Foundation's Processes, Interactions, and Communications

Positive comment Comment with at least one constructive theme



Cohort: None Past results: on

Grantees' Suggestions

Grantees were asked to provide any suggestions for how the Foundation could improve. The 55 grantees that responded to the survey provided 12 constructive suggestions. These suggestions were thematically categorized by CEP and grouped into the topics below.

Proportion of Grantee Suggestions by Topic

Topic of Suggestion	Proportion
Foundation Communications	25%
Funder-Grantee Relationships	25%
Impact on and Understanding of Grantees' Communities	25%
Foundation Processes	17%
Other	8%

Selected Comments

Grantees were asked to provide any suggestions for how the Foundation could improve. The 55 grantees that responded to the survey provided a total of 12 distinct suggestions. These suggestions were thematically categorized by CEP and grouped into the topics below.

Foundation Communications (25% N=3)

- More Regular and Clearer Communications about Priorities (N = 3)
 - "More frequent communication would be awesome."
 - "The Foundation could be more visible/out front in certain areas; this may help it build stronger long-term relationships and provide clarity on funding priorities."

Funder-Grantee Relationships (25% N=3)

- Strengthen Relationships with More Frequent Interactions (N = 3)
 - "No one has ever contacted me for any type of conversation.... There hasn't been a consistent conversation or line of communication with anyone from the Foundation."
 - "The PO should schedule regular meetings quarterly. Grantees don't always prioritize meetings with funders, so scheduled meetings to discuss progress and challenges would be helpful."

Impact on and Understanding of Grantees' Communities (25% N=3)

- Build More Partnerships in the Community (N = 2)
 - "I think the Foundation could take a broader look at the groups, institutions and constituents that affect the health of our region and the interplay between organizations that could lead to a more collaborative community."
- Demonstrate Understanding of Grantees' Communities and Beneficiaries (N = 1)
 - "Getting the whole story especially in local dynamics and giving voice to the people actually doing the courageous and compassionate work would be most welcomed."

Foundation Processes (17% N=2)

- More Flexibility in Processes (N = 2)
 - "Attention to outcomes reporting and evaluation with opportunity and flexibility when necessitated by the circumstances, especially during the pandemic, would be very helpful."

Other (8% N=1)

- Other (N = 1)
 - "Each organization is a separate entity in which their goals are specific to their needs. Organizations should not be compared, combined or incorporated with other requests."

Contextual Data

Please note that all information below is based on self-reported data from grantees.

Grantmaking Characteristics

Selected Cohort: Health Conversion Foundations				
Length of Grant Awarded	Moses Taylor 2021	Moses Taylor 2017	Median Funder	Health Conversion Foundations
Average grant length	1.4 years	1.2 years	2.1 years	2 years

Selected Cohort: Health Conversion Foundations				
Length of Grant Awarded	Moses Taylor 2021	Moses Taylor 2017	Average Funder	Health Conversion Foundations
0 - 1.99 years	74%	80%	48%	51%
2 - 2.99 years	11%	17%	22%	19%
3 - 3.99 years	15%	3%	19%	18%
4 - 4.99 years	0%	0%	4%	4%
5 - 50 years	0%	0%	8%	7%

Selected Cohort: None		
Proportion of Unrestricted Funding	Moses Taylor 2021	Average Funder
No, this funding was not restricted to a specific use (i.e. general operating, core support)	2%	26%
Yes, this funding was restricted to a specific use (e.g. supported a specific program, project, capital need, etc.)	98%	74%

Grantmaking Characteristics - By Subgroup

Selected Subgroup: None
Length of Grant Awarded (By Subgroup)
Average grant length

Selected Subgroup: None
Length of Grant Awarded (By Subgroup)
0 - 1.99 years
2 - 2.99 years
3 - 3.99 years
4 - 4.99 years
5 - 50 years

Selected Subgroup: None
Proportion of Unrestricted Funding (By Subgroup)
No, this funding was not restricted to a specific use (i.e. general operating, core support)
Yes, this funding was restricted to a specific use (e.g. supported a specific program, project, capital need, etc.)

Grant Size

Selected Cohort: Health Conversion Foundations				
Grant Amount Awarded	Moses Taylor 2021	Moses Taylor 2017	Median Funder	Health Conversion Foundations
Median grant size	\$40K	\$40K	\$100K	\$50K

Selected Cohort: Health Conversion Foundations				
Grant Amount Awarded	Moses Taylor 2021	Moses Taylor 2017	Average Funder	Health Conversion Foundations
Less than \$10K	13%	19%	9%	10%
\$10K - \$24K	32%	22%	12%	15%
\$25K - \$49K	6%	12%	13%	14%
\$50K - \$99K	19%	17%	14%	15%
\$100K - \$149K	8%	14%	9%	9%
\$150K - \$299K	11%	15%	16%	18%
\$300K - \$499K	4%	0%	9%	9%
\$500K - \$999K	8%	0%	8%	7%
\$1MM and above	0%	2%	9%	2%

Selected Cohort: Health Conversion Foundations				
Median Percent of Budget Funded by Grant (Annualized)	Moses Taylor 2021	Moses Taylor 2017	Median Funder	Health Conversion Foundations
Size of grant relative to size of grantee budget	2%	1%	4%	3%

Grant Size - By Subgroup

Selected Subgroup: None	
Grant Amount Awarded (By Subgroup)	
Median grant size	

Selected Subgroup: None
Grant Amount Awarded (By Subgroup)
Less than \$10K
\$10K - \$24K
\$25K - \$49K
\$50K - \$99K
\$100K - \$149K
\$150K - \$299K
\$300K - \$499K
\$500K - \$999K
\$1MM and above

Selected Subgroup: None
Median Percent of Budget Funded by Grant (Annualized) (By Subgroup)
Size of grant relative to size of grantee budget

Grantee Characteristics

Selected Cohort: Health Conversion Foundations				
Operating Budget of Grantee Organization	Moses Taylor 2021	Moses Taylor 2017	Median Funder	Health Conversion Foundations
Median Budget	\$2M	\$3M	\$1.5M	\$1.4M

Selected Cohort: Health Conversion Foundations				
Operating Budget of Grantee Organization	Moses Taylor 2021	Moses Taylor 2017	Average Funder	Health Conversion Foundations
<\$100K	4%	8%	8%	8%
\$100K - \$499K	15%	19%	19%	21%
\$500K - \$999K	19%	6%	13%	13%
\$1MM - \$4.9MM	25%	25%	30%	28%
\$5MM - \$24MM	19%	21%	18%	18%
≥\$25MM	17%	21%	12%	11%

Grantee Characteristics - By Subgroup

Selected Subgroup: None	
Operating Budget of Grantee Organization (By Subgroup)	
Median Budget	

Selected Subgroup: None
Operating Budget of Grantee Organization (By Subgroup)
<\$100K
\$100K - \$499K
\$500K - \$999K
\$1MM - \$4.9MM
\$5MM - \$24MM
>=\$25MM

Funding Relationship

Selected Cohort: Health Conversion Foundations				
Funding Status	Moses Taylor 2021	Moses Taylor 2017	Median Funder	Health Conversion Foundations
Percent of grantees currently receiving funding from the Foundation	55%	63%	82%	80%

Selected Cohort: Health Conversion Foundations				
Pattern of Grantees' Funding Relationship with the Foundation	Moses Taylor 2021	Moses Taylor 2017	Average Funder	Health Conversion Foundations
First grant received from the Foundation	32%	71%	29%	29%
Consistent funding in the past	49%	22%	54%	51%
Inconsistent funding in the past	19%	7%	18%	21%

Funding Relationship - by Subgroup

Selected Subgroup: None
Funding Status (By Subgroup)
Percent of grantees currently receiving funding from the Foundation

Selected Subgroup: None
Pattern of Grantees' Funding Relationship with the Foundation (By Subgroup)
First grant received from the Foundation
Consistent funding in the past
Inconsistent funding in the past

Funder Characteristics

Selected Cohort: Health Conversion Foundations				
Financial Information	Moses Taylor 2021	Moses Taylor 2017	Median Funder	Health Conversion Foundations
Total assets	\$85.8M	\$87.1M	\$243M	\$132.3M
Total giving	\$3.2M	\$2.8M	\$18.6M	\$4.8M

Selected Cohort: Health Conversion Foundations				
Funder Staffing	Moses Taylor 2021	Moses Taylor 2017	Median Funder	Health Conversion Foundations
Total staff (FTEs)	4	4	17	9
Percent of staff who are program staff	44%	25%	43%	44%

Selected Cohort: Health Conversion Foundations			
Grantmaking Processes	Moses Taylor 2021	Median Funder	Health Conversion Foundations
Proportion of grants that are invitation-only	0%	49%	23%
Proportion of grantmaking dollars that are invitation-only	0%	63%	32%

Additional Survey Information

On many questions in the grantee survey, grantees are allowed to select “don’t know” or “not applicable” if they are not able to provide an alternative answer. In addition, some questions in the survey are only displayed to a select group of grantees for which that question is relevant based on a previous response.

As a result, there are some measures where only a subset of responses is included in the reported results. The table below shows the number of responses included on each of these measures. The total number of respondents to the Foundation's grantee survey was 55.

Question Text	Number of Responses
Overall, how would you rate the Foundation's impact on your field?	53
How well does the Foundation understand the field in which you work?	54
To what extent has the Foundation advanced the state of knowledge in your field?	41
To what extent has the Foundation affected public policy in your field?	31
Overall, how would you rate the Foundation's impact on your local community?	54
How well does the Foundation understand the local community in which you work?	55
How well does the Foundation understand the social, cultural, or socioeconomic factors that affect your work?	55
How well does the Foundation understand your organization's strategy and goals?	52
How consistent was the information provided by different communication resources, both personal and written, that you used to learn about the Foundation?	52
How well do you understand the way in which the work funded by this grant fits into the Foundation's broader efforts?	53
How often do/did you have contact with Fund staff during this grant?	55
Who most frequently initiated the contact you had with Fund staff during this grant?	49
Has your main contact at the Foundation changed in the past six months?	50
Did you receive any non-monetary support from the Foundation during this grant period?	49
Did you submit a proposal to the Foundation for this grant?	55
As you developed your grant proposal, how much pressure did you feel to modify your organization's priorities in order to create a grant proposal that was likely to receive funding?	54
How much time elapsed from the submission of the grant proposal to clear commitment of funding?	50
Are you currently receiving funding from the Foundation?	53
Which of the following best describes the pattern of your organization's funding relationship with the Foundation?	53
How well does the Foundation understand your intended beneficiaries' needs?	54
To what extent do the Foundation's funding priorities reflect a deep understanding of your intended beneficiaries' needs?	54
Have you participated in a reporting or evaluation process?	51
To what extent was the Foundation's reporting process...Adaptable, if necessary, to fit your circumstances?	40
To what extent was the Foundation's reporting process...A helpful opportunity for you to reflect and learn?	38
To what extent was the Foundation's reporting process...Relevant, with questions and measures pertinent to the work funded by this grant?	40
To what extent was the Foundation's reporting process...Straightforward?	40
Did the Foundation provide financial support for the evaluation?	12
To what extent did the evaluation...Result in you making changes to the work that was evaluated?	11
To what extent did the evaluation...Incorporate your input in the design of the evaluation?	12
Understanding Summary Measure	54
To what extent did the Foundation exhibit the following during this grant...Trust in your organization's staff	54
To what extent did the Foundation exhibit the following during this grant...Candor about the Foundation's perspectives on your work	53
To what extent did the Foundation exhibit the following during this grant...Respectful interaction	54

Question Text	Number of Responses
To what extent did the Foundation exhibit the following during this grant...Compassion for those affected by your work	54
Was the funding you received restricted to a specific use?	54
If you have ever requested support from the Foundation to help strengthen your organization, how did you determine what specific support to ask for?	
Based on what the Foundation told your organization to request	52
Based on what your organization believes the Foundation would be willing to fund	52
Based on what your organization needs	52
Based on the results of an assessment or evaluation	52
Not applicable - I have never requested support from the Foundation to strengthen my organization	52
Please rate the extent to which you agree or disagree with the following statements about Diversity, Equity and Inclusion:	
The Foundation has clearly communicated what Diversity, Equity and Inclusion means for its work	45
Overall, the Foundation demonstrates an explicit commitment to Diversity, Equity and Inclusion in its work	47
Overall, most staff I have interacted with at the Foundation embody a strong commitment to Diversity, Equity and Inclusion	47
I believe that the Foundation is committed to combatting racism	48
Are the efforts funded by this grant primarily meant to benefit historically disadvantaged groups?	53
Demographic Questions	
How would you describe the race and/or ethnicity of the CEO/Executive Director of your organization?	53
Does the CEO/Executive Director of your organization identify as a person of color?	53
Please select the option that represents how the CEO/Executive Director of your organization describes themselves?	53
COVID-19	
How would you rate the effectiveness of the Foundation's response to the COVID-19 pandemic?	44
How would you rate the effectiveness of the Foundation's response to the movement for racial justice?	18
Custom Questions	
Did you receive COVID-19 emergency funding from the Foundation?	52
Has the Foundation taken any of the following actions to mitigate the negative impacts of COVID-19 on your organization? (Please check all that apply)	28
How helpful have these actions been in mitigating the negative impacts of COVID-19 on your organization?	28
Please rate the extent to which you agree or disagree with the following statements about the Foundation's emergency funding: I had a clear understanding of the requirements necessary to receive emergency funding	20
Please rate the extent to which you agree or disagree with the following statements about the Foundation's emergency funding: I had a clear understanding of the timeline to apply for emergency funding	20
Please rate the extent to which you agree or disagree with the following statements about the Foundation's emergency funding: I received the emergency funding far enough in advance to allow for smooth and uninterrupted work-planning	19
Please rate the extent to which you agree or disagree with the following statements about the Foundation's emergency funding: The process to apply for emergency funding was easier than the Foundation's standard proposal process	17

About CEP and Contact Information

Mission:

CEP provides data, feedback, programs, and insights to help individual and institutional donors improve their effectiveness. We do this work because we believe effective donors, working collaboratively and thoughtfully, can profoundly contribute to creating a better and more just world.

Vision:

We seek a world in which pressing social needs are more effectively addressed.

We believe improved performance of philanthropic funders can have a profoundly positive impact on nonprofit organizations and the people and communities they serve.

Although our work is about measuring results, providing useful data, and improving performance, our ultimate goal is improving lives. We believe this can only be achieved through a powerful combination of dispassionate analysis and passionate commitment to creating a better society.

About the GPR

Since 2003, the Grantee Perception Report® (GPR) has provided funders with comparative, candid feedback based on grantee perceptions. The GPR is the only grantee survey process that provides comparative data, and is based on extensive research and analysis. Hundreds of funders of all types and sizes have commissioned the GPR, and tens of thousands of grantees have provided their perspectives to help funders improve their work. CEP has surveyed grantees in more than 150 countries and in 8 different languages.

The GPR's quantitative and qualitative data helps foundation leaders evaluate and understand their grantees' perceptions of their effectiveness, and how that compares to their philanthropic peers.

Contact Information

Alice Mei, Associate Manager - Assessment and Advisory Services
(415) 391-3070 ext. 217
alicem@cep.org